

OFFICE OF THE AUDITOR GENERAL


The Navajo Nation

Supplemental Report on Available Fund Balances For the 110 Navajo Nation Chapters

**Comparison of Fund Balances as of
March 31, 2020 and March 31, 2021
during the COVID-19 pandemic**


**Report No. 22-01
October 2021**

**Performed by:
Jasmine Jishie, Auditor
Karen Briscoe, Principal Auditor**



M-E-M-O-R-A-N-D-U-M

TO : 24th Navajo Nation Council

FROM : 
Helen Brown, CFE, Principal Auditor
Delegated Auditor General
OFFICE OF THE AUDITOR GENERAL

DATE : November 2, 2021

SUBJECT : Report No. 22-01 – A Comparison of the Available Fund Balances for the Navajo Nation Chapters between Fiscal Year 2020 Second Quarter (as of March 31, 2020) and Fiscal Year 2021 Second Quarter (as of March 31, 2021)

BACKGROUND

At the beginning of the fiscal year, our office received a request from Delegate Eugenia Charles-Newton for information on chapter fund balances as of February 2020 (before the COVID-19 pandemic) and as of January 2021 (after government resumed operations). The purpose of this information was to compare the fund balances as of these ending dates and identify changes in the balances during the significant phase of the pandemic.

Since the Office of the Auditor General issues the chapter unspent fund balance reports on a quarterly basis, we compared the quarter ending reports as of March 31, 2020 (to include February 2020) and March 31, 2021 (to include January 2021). This supplemental report continues to focus on the 12 major chapter funds, but the ending balances were compared to show an increase or decrease for each 110 chapters.

PURPOSE

The intent of this report is to inform the Navajo Nation Council, chapter officials and the public on the change in chapter fund balances at the end of March 31, 2020, which is the period the Navajo Nation government closed due to the COVID-19 pandemic, and thereafter, at the end of March 31, 2021, when the government was open and operational. The Navajo Nation government reopened in August 2020 after several months of closure. The information contained in this report was obtained based on the methodology explained in Appendix A.

REPORT LIMITATIONS

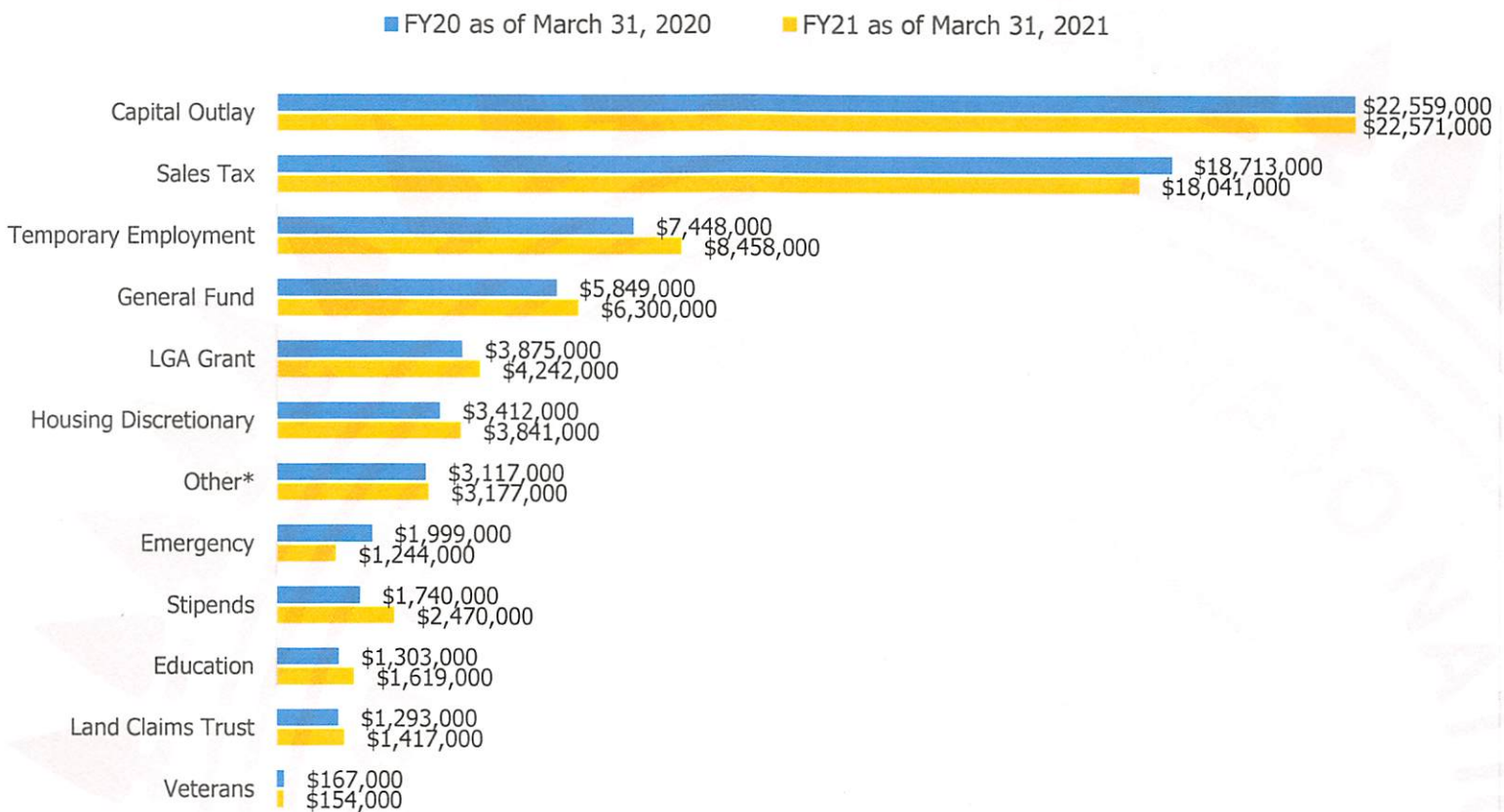
The report provides information on the fund balances for 105 of the 110 Navajo Nation Chapters. Information pertaining to five Chapters (Cameron, Coalmine Canyon, Hardrock, Nahata Dził, and Ramah) could not be obtained for reasons such as incomplete database, unreliable data, and incompatible systems.

Secondly, the reported chapter fund balances are preliminary (unaudited) because our office did not verify the accuracy of the posted transactions in the chapters' accounting systems.

COMPILATION RESULTS

The 105 Chapters had \$71.5 million available to fund services to chapter community members as of March 31, 2020 and \$73.5 million available to fund services to chapter community members as of March 31, 2021. The dollars consist of 12 major fund categories as illustrated on the bar chart below.

Comparison of FY 2020 Quarter 2 and FY 2021 Quarter 2



Source: Consolidated Balance Sheet as of March 31, 2020 and 2021 for each chapter.

Note: Other* category consists of external funding sources such as grants, and internally generated revenue from user charges and funding sources that do not relate to any of the other 11 categories listed above.

The comparison of the fund balances for each chapter are delineated in the attached exhibits as follows:

- Exhibit A – Total Chapter Fund Balances
- Exhibit B – 12 Major Fund Categories

If you have any questions about this report, please call our office at (928) 871-6303.

xc: Sonlatsa Jim-Martin, Department Manager II
ADMINISTRATIVE SERVICE CENTER/DCD
Dominic Beyer, Executive Director
OFFICE OF MANAGEMENT AND BUDGET
Chrono

TABLE OF CONTENTS

COMPILATION RESULTS:	Page
Exhibit A: Total Chapter Fund Balances.....	1-2
Exhibit B: 12 Major Fund Categories	
• Capital Outlay Funds.....	1-2
• Sales Tax Revenue Funds.....	3-4
• Temporary Employment Funds.....	5-8
• General Funds.....	9-10
• Local Governance Act Funds.....	11-12
• Housing Discretionary Funds.....	13-14
• Other Funds.....	15-16
• Emergency and Disaster Relief Funds.....	17-18
• Stipends Funds.....	19-22
• Education Funds.....	23-26
• Land Claims Trust Funds.....	27-28
• Veterans Funds.....	29-30

Appendix A: METHODOLOGY, SCOPE, AUTHORITY

FUND BALANCE COMPARISON RESULTS

EXHIBIT A

Total Chapter Fund Balances

Chapter fund balances totaled approximately \$71.5 million as of March 31, 2020 and \$73.5 million as of March 31, 2021. Listed below are the 110 chapters fund balances and their increase/(decrease) from March 31, 2020 to March 31, 2021, rounded to the nearest thousand.

Chapters	Available Fund Balance (\$) Ending March 31, 2020	Available Fund Balance (\$) Ending March 31, 2021	Increase/(Decrease)
Alamo	\$ 612,000	\$ 678,000	\$ 66,000
Aneth*	\$ 1,949,000	\$ 1,890,000	\$ (59,000)
Baca Prewitt*	\$ 309,000	\$ 254,000	\$ (55,000)
Becenti	\$ 455,000	\$ 382,000	\$ (73,000)
Beclabito*	\$ 1,137,000	\$ 1,215,000	\$ 78,000
Birdsprings*	\$ 282,000	\$ 299,000	\$ 17,000
Black Mesa	\$ 867,000	\$ 755,000	\$ (112,000)
Blue Gap Tachee	\$ 499,000	\$ 504,000	\$ 5,000
Bodaway Gap*	\$ 1,553,000	\$ 1,791,000	\$ 238,000
Breadsprings*	\$ 524,000	\$ 564,000	\$ 40,000
Burnham*	\$ 516,000	\$ 648,000	\$ 132,000
Casamero Lake*	\$ 305,000	\$ 395,000	\$ 90,000
Chichiltah	\$ 432,000	\$ 406,000	\$ (26,000)
Chilchinbeto*	\$ 722,000	\$ 867,000	\$ 145,000
Chinle*	\$ 528,000	\$ 262,000	\$ (266,000)
Church Rock	\$ 699,000	\$ 562,000	\$ (137,000)
Coppermine	\$ 551,000	\$ 576,000	\$ 25,000
Cornfields*	\$ 418,000	\$ 385,000	\$ (33,000)
Counselor	\$ 1,024,000	\$ 1,088,000	\$ 64,000
Cove*	\$ 925,000	\$ 943,000	\$ 18,000
Coyote Canyon	\$ 756,000	\$ 819,000	\$ 63,000
Crownpoint	\$ 486,000	\$ 484,000	\$ (2,000)
Crystal	\$ 456,000	\$ 427,000	\$ (29,000)
Dennehotso*	\$ 606,000	\$ 680,000	\$ 74,000
Dilkon*	\$ 97,000	\$ 83,000	\$ (14,000)
Forest Lake	\$ 1,232,000	\$ 1,216,000	\$ (16,000)
Fort Defiance*	\$ 722,000	\$ 1,066,000	\$ 344,000
Gadiiahi	\$ 508,000	\$ 424,000	\$ (84,000)
Ganado*	\$ 707,000	\$ 591,000	\$ (116,000)
Greasewood Springs*	\$ 811,000	\$ 717,000	\$ (94,000)
Hogback*	\$ 869,000	\$ 939,000	\$ 70,000
Houck*	\$ 553,000	\$ 546,000	\$ (7,000)
Huerfano	\$ 638,000	\$ 693,000	\$ 55,000
Indian Wells	\$ 490,000	\$ 621,000	\$ 131,000
Inscription House*	\$ 250,000	\$ 278,000	\$ 28,000
Iyanbito	\$ 132,000	\$ 128,000	\$ (4,000)
Jeddito	\$ 755,000	\$ 794,000	\$ 39,000
Kaibeto	\$ 441,000	\$ 533,000	\$ 92,000
Kayenta*	\$ 757,000	\$ 731,000	\$ (26,000)
Kinlichee*	\$ 416,000	\$ 361,000	\$ (55,000)
Klagetoh	\$ 497,000	\$ 552,000	\$ 55,000
Lake Valley	\$ 283,000	\$ 314,000	\$ 31,000
LeChee*	\$ 591,000	\$ 578,000	\$ (13,000)
Leupp*	\$ 657,000	\$ 817,000	\$ 160,000
Littlewater*	\$ 415,000	\$ 503,000	\$ 88,000
Low Mountain	\$ 576,000	\$ 401,000	\$ (175,000)
Lukachukai	\$ 450,000	\$ 593,000	\$ 143,000
Lupton*	\$ 324,000	\$ 390,000	\$ 66,000
Manuelito	\$ 156,000	\$ 179,000	\$ 23,000
Many Farms	\$ 806,000	\$ 651,000	\$ (155,000)
Mariano Lake	\$ 54,000	\$ 119,000	\$ 65,000
Mexican Springs	\$ 526,000	\$ 529,000	\$ 3,000
Mexican Water*	\$ 342,000	\$ 320,000	\$ (22,000)
Nageezi	\$ 175,000	\$ 181,000	\$ 6,000
Nahodishgish	\$ 695,000	\$ 676,000	\$ (19,000)

* LGA-certified Chapter

FUND BALANCE COMPARISON RESULTS

EXHIBIT A

Total Chapter Fund Balances Continued

Chapters	Available Fund Balance (\$) Ending March 31, 2020	Available Fund Balance (\$) Ending March 31, 2021	Increase/(Decrease)
Naschitti*	\$ 694,000	\$ 786,000	\$ 92,000
Navajo Mountain	\$ 1,125,000	\$ 1,223,000	\$ 98,000
Nazlini*	\$ 584,000	\$ 612,000	\$ 28,000
Nenahnezad	\$ 1,115,000	\$ 1,218,000	\$ 103,000
Newcomb*	\$ 1,115,000	\$ 1,198,000	\$ 83,000
Oak Springs	\$ 834,000	\$ 856,000	\$ 22,000
Ojo Encino*	\$ 571,000	\$ 584,000	\$ 13,000
Oljato	\$ 1,807,000	\$ 1,937,000	\$ 130,000
Pinedale	\$ 182,000	\$ 184,000	\$ 2,000
Pinon*	\$ 855,000	\$ 709,000	\$ (146,000)
Pueblo Pintado	\$ 219,000	\$ 339,000	\$ 120,000
Red Lake	\$ 979,000	\$ 1,092,000	\$ 113,000
Red Mesa	\$ 350,000	\$ 483,000	\$ 133,000
Red Rock	\$ 309,000	\$ 294,000	\$ (15,000)
Red Valley	\$ 689,000	\$ 838,000	\$ 149,000
Rock Point	\$ 297,000	\$ 388,000	\$ 91,000
Rock Springs	\$ 583,000	\$ 699,000	\$ 116,000
Rough Rock	\$ 818,000	\$ 579,000	\$ (239,000)
Round Rock	\$ 858,000	\$ 848,000	\$ (10,000)
San Juan*	\$ 1,293,000	\$ 1,371,000	\$ 78,000
Sanostee	\$ 707,000	\$ 619,000	\$ (88,000)
Sawmill	\$ 563,000	\$ 277,000	\$ (286,000)
Sheep Springs*	\$ 403,000	\$ 472,000	\$ 69,000
Shiprock	\$ 1,129,000	\$ 906,000	\$ (223,000)
Shonto*	\$ 813,000	\$ 692,000	\$ (121,000)
Smith Lake	\$ 202,000	\$ 181,000	\$ (21,000)
St. Michaels	\$ 984,000	\$ 1,155,000	\$ 171,000
Standing Rock	\$ 286,000	\$ 302,000	\$ 16,000
Steamboat*	\$ 811,000	\$ 814,000	\$ 3,000
Sweetwater*	\$ 427,000	\$ 551,000	\$ 124,000
Teec Nos Pos	\$ 408,000	\$ 501,000	\$ 93,000
Teesto*	\$ 356,000	\$ 348,000	\$ (8,000)
Thoreau	\$ 391,000	\$ 301,000	\$ (90,000)
Toadlena Two Grey Hills*	\$ 417,000	\$ 361,000	\$ (56,000)
Tohajilee	\$ 511,000	\$ 478,000	\$ (33,000)
Tohatchi	\$ 388,000	\$ 390,000	\$ 2,000
Tolani Lake	\$ 345,000	\$ 361,000	\$ 16,000
Tonalea*	\$ 1,739,000	\$ 1,745,000	\$ 6,000
Torreon Star Lake	\$ 467,000	\$ 494,000	\$ 27,000
Tsaille Wheatfields	\$ 409,000	\$ 433,000	\$ 24,000
Tsayatoh	\$ 293,000	\$ 385,000	\$ 92,000
Tselani Cottonwood	\$ 759,000	\$ 811,000	\$ 52,000
Tuba City*	\$ 5,978,000	\$ 6,299,000	\$ 321,000
Twin Lakes	\$ 514,000	\$ 498,000	\$ (16,000)
Upper Fruitland*	\$ 948,000	\$ 904,000	\$ (44,000)
Whippoorwill*	\$ 882,000	\$ 1,017,000	\$ 135,000
White Rock*	\$ 603,000	\$ 620,000	\$ 17,000
Whitecone	\$ 244,000	\$ 241,000	\$ (3,000)
Whitehorse Lake	\$ 103,000	\$ 135,000	\$ 32,000
Wide Ruins	\$ 1,582,000	\$ 1,607,000	\$ 25,000
Cameron	No Data	No Data	No Data
Coalmine Canyon	No Data	No Data	No Data
Hardrock	No Data	No Data	No Data
Nahata Dził*	No Data	No Data	No Data
Ramah	No Data	No Data	No Data

* LGA-certified Chapter

Total: \$71,475,000

Total: \$73,534,000

FUND BALANCE COMPARISON RESULTS

EXHIBIT B

Capital Outlay Funds

The chapters maintained Capital Outlay fund balances totaling approximately \$22.6 million as of March 31, 2020 and \$22.6 million as of March 31, 2021 designated for capital outlay projects. Listed below are the 110 chapters fund balances and their increase/(decrease) from March 31, 2020 to March 31, 2021, rounded to the nearest thousand.

Chapters	Available Fund Balance (\$) Ending March 31, 2020	Available Fund Balance (\$) Ending March 31, 2021	Increase/(Decrease)
Alamo	\$ 335,000	\$ 314,000	\$ (21,000)
Aneth*	\$ 714,000	\$ 704,000	\$ (10,000)
Baca Prewitt*	\$ 40,000	\$ 43,000	\$ 3,000
Becenti	\$ 318,000	\$ 277,000	\$ (41,000)
Beclabito*	\$ 469,000	\$ 468,000	\$ (1,000)
Birdsprings*	\$ 27,000	\$ 38,000	\$ 11,000
Black Mesa	\$ 233,000	\$ 159,000	\$ (74,000)
Blue Gap Tachee	\$ 81,000	\$ 82,000	\$ 1,000
Bodaway Gap*	\$ 258,000	\$ 286,000	\$ 28,000
Breadsprings*	\$ 344,000	\$ 340,000	\$ (4,000)
Burnham*	\$ 216,000	\$ 231,000	\$ 15,000
Casamero Lake*	\$ 63,000	\$ 63,000	\$ 0
Chichiltah	\$ 286,000	\$ 233,000	\$ (53,000)
Chilchinbeto*	\$ 205,000	\$ 211,000	\$ 6,000
Chirle*	\$ 66,000	\$ 74,000	\$ 8,000
Church Rock	\$ 480,000	\$ 391,000	\$ (89,000)
Coppermine	\$ 285,000	\$ 273,000	\$ (12,000)
Cornfields*	\$ 125,000	\$ 144,000	\$ 19,000
Counselor	\$ 516,000	\$ 533,000	\$ 17,000
Cove*	\$ 365,000	\$ 371,000	\$ 6,000
Coyote Canyon	\$ 310,000	\$ 324,000	\$ 14,000
Crownpoint	\$ 225,000	\$ 238,000	\$ 13,000
Crystal	\$ 168,000	\$ 167,000	\$ (1,000)
Dennehotso*	\$ 86,000	\$ 88,000	\$ 2,000
Dilkon*	\$ 9,000	\$ 9,000	\$ 0
Forest Lake	\$ 320,000	\$ 306,000	\$ (14,000)
Fort Defiance*	\$ 147,000	\$ 193,000	\$ 46,000
Gadiiahi	\$ 220,000	\$ 150,000	\$ (70,000)
Ganado*	\$ 121,000	\$ 100,000	\$ (21,000)
Greasewood Springs*	\$ 45,000	\$ 45,000	\$ 0
Hogback*	\$ 303,000	\$ 329,000	\$ 26,000
Houck*	\$ 66,000	\$ 81,000	\$ 15,000
Huerfano	\$ 212,000	\$ 245,000	\$ 33,000
Indian Wells	\$ 144,000	\$ 169,000	\$ 25,000
Inscription House*	\$ 5,000	\$ 27,000	\$ 22,000
Iyanbito	\$ 53,000	\$ 48,000	\$ (5,000)
Jeddito	\$ 226,000	\$ 254,000	\$ 28,000
Kaibeto	\$ 169,000	\$ 158,000	\$ (11,000)
Kayenta*	\$ 40,000	\$ 73,000	\$ 33,000
Kinlichee*	\$ 37,000	\$ 58,000	\$ 21,000
Klagetoh	\$ 134,000	\$ 140,000	\$ 6,000
Lake Valley	\$ 170,000	\$ 171,000	\$ 1,000
LeChee*	\$ 132,000	\$ 104,000	\$ (28,000)
Leupp*	\$ 109,000	\$ 135,000	\$ 26,000
Littlewater*	\$ 185,000	\$ 198,000	\$ 13,000
Low Mountain	\$ 360,000	\$ 200,000	\$ (160,000)
Lukachukai	\$ 169,000	\$ 193,000	\$ 24,000
Lupton*	\$ 113,000	\$ 74,000	\$ (39,000)
Manuelito	\$ 70,000	\$ 43,000	\$ (27,000)
Many Farms	\$ 210,000	\$ 215,000	\$ 5,000
Mariano Lake	\$ 21,000	\$ 41,000	\$ 20,000
Mexican Springs	\$ 116,000	\$ 138,000	\$ 22,000
Mexican Water*	\$ 17,000	\$ 29,000	\$ 12,000
Nageezi	\$ 40,000	\$ 51,000	\$ 11,000
Nahodishgish	\$ 481,000	\$ 441,000	\$ (40,000)

* LGA-certified Chapter

FUND BALANCE COMPARISON RESULTS

EXHIBIT B

Capital Outlay Funds Continued

Chapters	Available Fund Balance (\$) Ending March 31, 2020	Available Fund Balance (\$) Ending March 31, 2021	Increase/(Decrease)
Naschitti*	\$ 289,000	\$ 318,000	\$ 29,000
Navajo Mountain	\$ 477,000	\$ 497,000	\$ 20,000
Nazlini*	\$ 102,000	\$ 98,000	\$ (4,000)
Nenahnezad	\$ 317,000	\$ 324,000	\$ 7,000
Newcomb*	\$ 328,000	\$ 309,000	\$ (19,000)
Oak Springs	\$ 338,000	\$ 356,000	\$ 18,000
Ojo Encino*	\$ 198,000	\$ 222,000	\$ 24,000
Oljato	\$ 472,000	\$ 505,000	\$ 33,000
Pinedale	\$ 65,000	\$ 41,000	\$ (24,000)
Pinon*	\$ 467,000	\$ 422,000	\$ (45,000)
Pueblo Pintado	\$ 63,000	\$ 82,000	\$ 19,000
Red Lake	\$ 465,000	\$ 487,000	\$ 22,000
Red Mesa	\$ 74,000	\$ 74,000	\$ 0
Red Rock	\$ 103,000	\$ 72,000	\$ (31,000)
Red Valley	\$ 262,000	\$ 284,000	\$ 22,000
Rock Point	\$ 74,000	\$ 103,000	\$ 29,000
Rock Springs	\$ 269,000	\$ 292,000	\$ 23,000
Rough Rock	\$ 199,000	\$ 194,000	\$ (5,000)
Round Rock	\$ 297,000	\$ 308,000	\$ 11,000
San Juan*	\$ 767,000	\$ 753,000	\$ (14,000)
Sanostee	\$ 305,000	\$ 315,000	\$ 10,000
Sawmill	\$ 169,000	\$ 104,000	\$ (65,000)
Sheep Springs*	\$ 136,000	\$ 120,000	\$ (16,000)
Shiprock	\$ 169,000	\$ 247,000	\$ 78,000
Shonto*	\$ 521,000	\$ 285,000	\$ (236,000)
Smith Lake	\$ 83,000	\$ 88,000	\$ 5,000
St. Michaels	\$ 241,000	\$ 284,000	\$ 43,000
Standing Rock	\$ 199,000	\$ 180,000	\$ (19,000)
Steamboat*	\$ 294,000	\$ 317,000	\$ 23,000
Sweetwater*	\$ 134,000	\$ 159,000	\$ 25,000
Teec Nos Pos	\$ 78,000	\$ 74,000	\$ (4,000)
Teesto*	\$ 47,000	\$ 55,000	\$ 8,000
Thoreau	\$ 249,000	\$ 210,000	\$ (39,000)
Toadlena Two Grey Hills*	\$ 104,000	\$ 100,000	\$ (4,000)
Tohajiilee	\$ 131,000	\$ 150,000	\$ 19,000
Tohatchi	\$ 60,000	\$ 68,000	\$ 8,000
Tolani Lake	\$ 106,000	\$ 122,000	\$ 16,000
Tonalea*	\$ 446,000	\$ 454,000	\$ 8,000
Torreon Star Lake	\$ 293,000	\$ 263,000	\$ (30,000)
Tsaile Wheatfields	\$ 145,000	\$ 149,000	\$ 4,000
Tsayatoh	\$ 142,000	\$ 167,000	\$ 25,000
Tselani Cottonwood	\$ 197,000	\$ 217,000	\$ 20,000
Tuba City*	\$ 580,000	\$ 813,000	\$ 233,000
Twin Lakes	\$ 207,000	\$ 227,000	\$ 20,000
Upper Fruitland*	\$ 94,000	\$ 118,000	\$ 24,000
Whippoorwill*	\$ 70,000	\$ 95,000	\$ 25,000
White Rock*	\$ 268,000	\$ 273,000	\$ 5,000
Whitecone	\$ 79,000	\$ 65,000	\$ (14,000)
Whitehorse Lake	\$ 15,000	\$ 26,000	\$ 11,000
Wide Ruins	\$ 714,000	\$ 618,000	\$ (96,000)
Cameron	No Data	No Data	No Data
Coalmine Canyon	No Data	No Data	No Data
Hardrock	No Data	No Data	No Data
Nahata Dził*	No Data	No Data	No Data
Ramah	No Data	No Data	No Data
* LGA-certified Chapter	Total: \$22,559,000	Total: \$22,571,000	

FUND BALANCE COMPARISON RESULTS

EXHIBIT B

Sales Tax Revenue Funds

The chapters maintained Sales Tax Revenue fund balances totaling approximately \$18.7 million as of March 31, 2020 and \$18 million as of March 31, 2021 designated for infrastructure, economic development, and other governmental purposes. Listed below are the 110 chapters fund balances and their increase/(decrease) from March 31, 2020 to March 31, 2021, rounded to the nearest thousand.

Chapters	Available Fund Balance (\$) Ending March 31, 2020	Available Fund Balance (\$) Ending March 31, 2021	Increase/(Decrease)
Alamo	\$ 9,000	\$ 20,000	\$ 11,000
Aneth*	\$ 367,000	\$ 315,000	\$ (52,000)
Baca Prewitt*	\$ 7,000	\$ (2,000)	\$ (9,000)
Becenti	\$ 19,000	\$ 8,000	\$ (11,000)
Beclabito*	\$ 218,000	\$ 267,000	\$ 49,000
Birdsprings*	\$ 87,000	\$ 40,000	\$ (47,000)
Black Mesa	\$ 400,000	\$ 352,000	\$ (48,000)
Blue Gap Tachee	\$ 264,000	\$ 235,000	\$ (29,000)
Bodaway Gap*	\$ 266,000	\$ 359,000	\$ 93,000
Breadsprings*	\$ 10,000	\$ 22,000	\$ 12,000
Burnham*	\$ 31,000	\$ 54,000	\$ 23,000
Casamero Lake*	\$ 0	\$ 5,000	\$ 5,000
Chichiltah	\$ 19,000	\$ 18,000	\$ (1,000)
Chilchinbeto*	\$ 187,000	\$ 184,000	\$ (3,000)
Chinle*	\$ 234,000	\$ 22,000	\$ (212,000)
Church Rock	\$ 12,000	\$ 6,000	\$ (6,000)
Coppermine	\$ 117,000	\$ 168,000	\$ 51,000
Cornfields*	\$ 100,000	\$ 70,000	\$ (30,000)
Counselor	\$ 47,000	\$ 58,000	\$ 11,000
Cove*	\$ 121,000	\$ 102,000	\$ (19,000)
Coyote Canyon	\$ 321,000	\$ 301,000	\$ (20,000)
Crownpoint	\$ 43,000	\$ 19,000	\$ (24,000)
Crystal	\$ 86,000	\$ 89,000	\$ 3,000
Dennehotso*	\$ 204,000	\$ 192,000	\$ (12,000)
Dilkon*	\$ 0	\$ 7,000	\$ 7,000
Forest Lake	\$ 394,000	\$ 340,000	\$ (54,000)
Fort Defiance*	\$ 179,000	\$ 310,000	\$ 131,000
Gadiiahi	\$ 53,000	\$ 44,000	\$ (9,000)
Ganado*	\$ 240,000	\$ 167,000	\$ (73,000)
Greasewood Springs*	\$ 193,000	\$ 129,000	\$ (64,000)
Hogback*	\$ 170,000	\$ 219,000	\$ 49,000
Houck*	\$ 136,000	\$ 102,000	\$ (34,000)
Huerfano	\$ 68,000	\$ 63,000	\$ (5,000)
Indian Wells	\$ 125,000	\$ 187,000	\$ 62,000
Inscription House*	\$ 78,000	\$ 45,000	\$ (33,000)
Iyanbito	\$ 10,000	\$ 15,000	\$ 5,000
Jeddito	\$ 291,000	\$ 273,000	\$ (18,000)
Kaibeto	\$ 103,000	\$ 151,000	\$ 48,000
Kayenta*	\$ 216,000	\$ 166,000	\$ (50,000)
Kinlichee*	\$ 111,000	\$ 49,000	\$ (62,000)
Klagetoh	\$ 182,000	\$ 209,000	\$ 27,000
Lake Valley	\$ 15,000	\$ 12,000	\$ (3,000)
LeChee*	\$ 65,000	\$ 42,000	\$ (23,000)
Leupp*	\$ 181,000	\$ 257,000	\$ 76,000
Littlewater*	\$ 10,000	\$ 9,000	\$ (1,000)
Low Mountain	\$ 111,000	\$ 78,000	\$ (33,000)
Lukachukai	\$ 118,000	\$ 197,000	\$ 79,000
Lupton*	\$ 48,000	\$ 40,000	\$ (8,000)
Manuelito	\$ 19,000	\$ 13,000	\$ (6,000)
Many Farms	\$ 399,000	\$ 233,000	\$ (166,000)
Mariano Lake	\$ 2,000	\$ 8,000	\$ 6,000
Mexican Springs	\$ 254,000	\$ 238,000	\$ (16,000)
Mexican Water*	\$ 21,000	\$ 47,000	\$ 26,000
Nageezi	\$ 25,000	\$ 18,000	\$ (7,000)
Nahodishgish	\$ 8,000	\$ 11,000	\$ 3,000

* LGA-certified Chapter

FUND BALANCE COMPARISON RESULTS

EXHIBIT B

Sales Tax Revenue Funds Continued

Chapters	Available Fund Balance (\$) Ending March 31, 2020	Available Fund Balance (\$) Ending March 31, 2021	Increase/(Decrease)
Naschitti*	\$ 58,000	\$ 108,000	\$ 50,000
Navajo Mountain	\$ 187,000	\$ 247,000	\$ 60,000
Nazlini*	\$ 139,000	\$ 147,000	\$ 8,000
Nenahnezad	\$ 211,000	\$ 233,000	\$ 22,000
Newcomb*	\$ 29,000	\$ 80,000	\$ 51,000
Oak Springs	\$ 320,000	\$ 260,000	\$ (60,000)
Ojo Encino*	\$ 48,000	\$ 47,000	\$ (1,000)
Oljato	\$ 465,000	\$ 462,000	\$ (3,000)
Pinedale	\$ 12,000	\$ 13,000	\$ 1,000
Pinon*	\$ 134,000	\$ 32,000	\$ (102,000)
Pueblo Pintado	\$ 17,000	\$ 16,000	\$ (1,000)
Red Lake	\$ 256,000	\$ 324,000	\$ 68,000
Red Mesa	\$ 65,000	\$ 123,000	\$ 58,000
Red Rock	\$ 3,000	\$ 11,000	\$ 8,000
Red Valley	\$ 144,000	\$ 209,000	\$ 65,000
Rock Point	\$ 86,000	\$ 70,000	\$ (16,000)
Rock Springs	\$ 51,000	\$ 64,000	\$ 13,000
Rough Rock	\$ 451,000	\$ 257,000	\$ (194,000)
Round Rock	\$ 423,000	\$ 399,000	\$ (24,000)
San Juan*	\$ 112,000	\$ 144,000	\$ 32,000
Sanostee	\$ 117,000	\$ 50,000	\$ (67,000)
Sawmill	\$ 253,000	\$ 102,000	\$ (151,000)
Sheep Springs*	\$ 46,000	\$ 78,000	\$ 32,000
Shiprock	\$ 239,000	\$ 95,000	\$ (144,000)
Shonto*	\$ 60,000	\$ 103,000	\$ 43,000
Smith Lake	\$ 9,000	\$ 4,000	\$ (5,000)
St. Michaels	\$ 230,000	\$ 341,000	\$ 111,000
Standing Rock	\$ 6,000	\$ 9,000	\$ 3,000
Steamboat*	\$ 162,000	\$ 123,000	\$ (39,000)
Sweetwater*	\$ 48,000	\$ 81,000	\$ 33,000
Teec Nos Pos	\$ 130,000	\$ 115,000	\$ (15,000)
Teesto*	\$ 95,000	\$ 43,000	\$ (52,000)
Thoreau	\$ 12,000	\$ 24,000	\$ 12,000
Toadlena Two Grey Hills*	\$ 91,000	\$ 54,000	\$ (37,000)
Tohajilee	\$ 30,000	\$ 27,000	\$ (3,000)
Tohatchi	\$ 166,000	\$ 111,000	\$ (55,000)
Toiani Lake	\$ 109,000	\$ 73,000	\$ (36,000)
Tonalea*	\$ 284,000	\$ 486,000	\$ 202,000
Torreon Star Lake	\$ 60,000	\$ 14,000	\$ (46,000)
Tsaile Wheatfields	\$ 197,000	\$ 171,000	\$ (26,000)
Tsayatoh	\$ 9,000	\$ 12,000	\$ 3,000
Tselani Cottonwood	\$ 386,000	\$ 334,000	\$ (52,000)
Tuba City*	\$ 4,735,000	\$ 4,843,000	\$ 108,000
Twin Lakes	\$ 196,000	\$ 136,000	\$ (60,000)
Upper Fruitland*	\$ 243,000	\$ 183,000	\$ (60,000)
Whippoorwill*	\$ 327,000	\$ 302,000	\$ (25,000)
White Rock*	\$ 12,000	\$ 6,000	\$ (6,000)
Whitecone	\$ 54,000	\$ 23,000	\$ (31,000)
Whitehorse Lake	\$ 12,000	\$ 5,000	\$ (7,000)
Wide Ruins	\$ 196,000	\$ 264,000	\$ 68,000
Cameron	No Data	No Data	No Data
Coalmine Canyon	No Data	No Data	No Data
Hardrock	No Data	No Data	No Data
Nahata Dził*	No Data	No Data	No Data
Ramah	No Data	No Data	No Data

* LGA-certified Chapter

Total: \$18,713,000 Total: \$18,041,000

FUND BALANCE COMPARISON RESULTS

EXHIBIT B

Temporary Employment Funds

The chapters maintained Temporary Employment fund balances totaling approximately \$7.4 million as of March 31, 2020 and \$8.5 million as of March 31, 2021 designated for temporary employment and on the job training. Listed below are the 110 chapters Public Employment Projects and Summer Youth fund balances and their increase/(decrease) from March 31, 2020 to March 31, 2021, rounded to the nearest thousand.

Public Employment Projects Fund Balances

Chapters	Available Fund Balance (\$) Ending March 31, 2020	Available Fund Balance (\$) Ending March 31, 2021	Increase/(Decrease)
Alamo	\$ 23,000	\$ 45,000	\$ 22,000
Aneth*	\$ 84,000	\$ 74,000	\$ (10,000)
Baca Prewitt*	\$ 22,000	\$ 9,000	\$ (13,000)
Becenti	\$ 36,000	\$ 19,000	\$ (17,000)
Beclabito*	\$ 56,000	\$ 73,000	\$ 17,000
Birdsprings*	\$ 11,000	\$ 16,000	\$ 5,000
Black Mesa	\$ 9,000	\$ 17,000	\$ 8,000
Blue Gap Tachee	\$ 28,000	\$ 23,000	\$ (5,000)
Bodaway Gap*	\$ 182,000	\$ 252,000	\$ 70,000
Breadsprings*	\$ 52,000	\$ 31,000	\$ (21,000)
Burnham*	\$ 26,000	\$ 41,000	\$ 15,000
Casamero Lake*	\$ 38,000	\$ 52,000	\$ 14,000
Chichiltah	\$ 31,000	\$ 39,000	\$ 8,000
Chilchinbeto*	\$ 54,000	\$ 56,000	\$ 2,000
Chinle*	\$ 45,000	\$ (27,000)	\$ (72,000)
Church Rock	\$ 49,000	\$ 56,000	\$ 7,000
Coppermine	\$ 23,000	\$ 16,000	\$ (7,000)
Cornfields*	\$ 47,000	\$ 20,000	\$ (27,000)
Counselor	\$ 95,000	\$ 85,000	\$ (10,000)
Cove*	\$ 44,000	\$ 48,000	\$ 4,000
Coyote Canyon	\$ 33,000	\$ 64,000	\$ 31,000
Crownpoint	\$ 77,000	\$ 108,000	\$ 31,000
Crystal	\$ 74,000	\$ 43,000	\$ (31,000)
Dennehotso*	\$ 65,000	\$ 84,000	\$ 19,000
Dilkon*	\$ 4,000	\$ 20,000	\$ 16,000
Forest Lake	\$ 22,000	\$ 29,000	\$ 7,000
Fort Defiance*	\$ 29,000	\$ 111,000	\$ 82,000
Gadliahi	\$ 101,000	\$ 74,000	\$ (27,000)
Ganado*	\$ 65,000	\$ 96,000	\$ 31,000
Greasewood Springs*	\$ 7,000	\$ 25,000	\$ 18,000
Hogback*	\$ 0	\$ 0	\$ 0
Houck*	\$ 42,000	\$ 53,000	\$ 11,000
Huerfano	\$ 68,000	\$ 22,000	\$ (46,000)
Indian Wells	\$ 40,000	\$ 56,000	\$ 16,000
Inscription House*	\$ 47,000	\$ 59,000	\$ 12,000
Iyanbito	\$ 25,000	\$ 23,000	\$ (2,000)
Jeddito	\$ 19,000	\$ 72,000	\$ 53,000
Kaibeto	\$ 64,000	\$ 92,000	\$ 28,000
Kayenta*	\$ 139,000	\$ 45,000	\$ (94,000)
Kinlichee*	\$ 49,000	\$ 58,000	\$ 9,000
Klagetoh	\$ 50,000	\$ 56,000	\$ 6,000
Lake Valley	\$ 27,000	\$ 33,000	\$ 6,000
LeChee*	\$ 23,000	\$ 35,000	\$ 12,000
Leupp*	\$ 69,000	\$ 63,000	\$ (6,000)
Littlewater*	\$ 25,000	\$ 67,000	\$ 42,000
Low Mountain	\$ 3,000	\$ 18,000	\$ 15,000
Lukachukai	\$ 38,000	\$ 48,000	\$ 10,000
Lupton*	\$ 5,000	\$ 60,000	\$ 55,000
Manuelito	\$ 2,000	\$ 28,000	\$ 26,000
Many Farms	\$ 75,000	\$ 109,000	\$ 34,000
Mariano Lake	\$ 11,000	\$ 8,000	\$ (3,000)
Mexican Springs	\$ 38,000	\$ 36,000	\$ (2,000)
Mexican Water*	\$ 45,000	\$ 40,000	\$ (5,000)
Nageezi	\$ 20,000	\$ 35,000	\$ 15,000
Nahodishgish	\$ 65,000	\$ 20,000	\$ (45,000)

* LGA-certified Chapter

FUND BALANCE COMPARISON RESULTS

EXHIBIT B

Public Employment Projects Fund Balances Continued

Chapters	Available Fund Balance (\$) Ending March 31, 2020	Available Fund Balance (\$) Ending March 31, 2021	Increase/(Decrease)
Naschitti*	\$ 99,000	\$ 94,000	\$ (5,000)
Navajo Mountain	\$ 69,000	\$ 109,000	\$ 40,000
Nazlini*	\$ 36,000	\$ 80,000	\$ 44,000
Nenahnezad	\$ 131,000	\$ 167,000	\$ 36,000
Newcomb*	\$ 9,000	\$ 11,000	\$ 2,000
Oak Springs	\$ 39,000	\$ 70,000	\$ 31,000
Ojo Encino*	\$ 30,000	\$ 51,000	\$ 21,000
Oljato	\$ 160,000	\$ 196,000	\$ 36,000
Pinedale	\$ 28,000	\$ 53,000	\$ 25,000
Pinon*	\$ 86,000	\$ 70,000	\$ (16,000)
Pueblo Pintado	\$ 14,000	\$ 23,000	\$ 9,000
Red Lake	\$ 36,000	\$ 52,000	\$ 16,000
Red Mesa	\$ 23,000	\$ 27,000	\$ 4,000
Red Rock	\$ 50,000	\$ 58,000	\$ 8,000
Red Valley	\$ 66,000	\$ 55,000	\$ (11,000)
Rock Point	\$ 42,000	\$ 62,000	\$ 20,000
Rock Springs	\$ 64,000	\$ 134,000	\$ 70,000
Rough Rock	\$ 62,000	\$ 55,000	\$ (7,000)
Round Rock	\$ 34,000	\$ 28,000	\$ (6,000)
San Juan*	\$ 27,000	\$ 34,000	\$ 7,000
Sanostee	\$ 49,000	\$ 65,000	\$ 16,000
Sawmill	\$ 30,000	\$ 8,000	\$ (22,000)
Sheep Springs*	\$ 13,000	\$ 29,000	\$ 16,000
Shiprock	\$ 177,000	\$ 130,000	\$ (47,000)
Shonto*	\$ 12,000	\$ 55,000	\$ 43,000
Smith Lake	\$ 40,000	\$ 1,000	\$ (39,000)
St. Michaels	\$ 81,000	\$ 53,000	\$ (28,000)
Standing Rock	\$ 15,000	\$ 10,000	\$ (5,000)
Steamboat*	\$ 66,000	\$ 67,000	\$ 1,000
Sweetwater*	\$ 58,000	\$ 84,000	\$ 26,000
Teec Nos Pos	\$ 78,000	\$ 106,000	\$ 28,000
Teesto*	\$ 44,000	\$ 60,000	\$ 16,000
Thoreau	\$ 11,000	\$ 39,000	\$ 28,000
Toadlena Two Grey Hills*	\$ 32,000	\$ 31,000	\$ (1,000)
Tohajilee	\$ 36,000	\$ 23,000	\$ (13,000)
Tohatchi	\$ 45,000	\$ 49,000	\$ 4,000
Tolani Lake	\$ 54,000	\$ 71,000	\$ 17,000
Tonalea*	\$ 152,000	\$ 101,000	\$ (51,000)
Torreon Star Lake	\$ 13,000	\$ 35,000	\$ 22,000
Tsaile Wheatfields	\$ 1,000	\$ (4,000)	\$ (5,000)
Tsayatoh	\$ 45,000	\$ 82,000	\$ 37,000
Tselani Cottonwood	\$ 80,000	\$ 166,000	\$ 86,000
Tuba City*	\$ 0	\$ 0	\$ 0
Twin Lakes	\$ 62,000	\$ 83,000	\$ 21,000
Upper Fruitland*	\$ 88,000	\$ 91,000	\$ 3,000
Whippoorwill*	\$ 91,000	\$ 138,000	\$ 47,000
White Rock*	\$ 13,000	\$ 26,000	\$ 13,000
Whitecone	\$ 11,000	\$ 12,000	\$ 1,000
Whitehorse Lake	\$ 11,000	\$ 9,000	\$ (2,000)
Wide Ruins	\$ 195,000	\$ 211,000	\$ 16,000
Cameron	No Data	No Data	No Data
Coalmine Canyon	No Data	No Data	No Data
Hardrock	No Data	No Data	No Data
Nahata Dzil*	No Data	No Data	No Data
Ramah	No Data	No Data	No Data
Total:	\$5,131,000	Total: \$5,995,000	

* LGA-certified Chapter

FUND BALANCE COMPARISON RESULTS

EXHIBIT B

Summer Youth Employment Fund Balances

Chapters	Available Fund Balance (\$) Ending March 31, 2020	Available Fund Balance (\$) Ending March 31, 2021	Increase/(Decrease)
Alamo	\$ 28,000	\$ 28,000	\$ 0
Aneth*	\$ 43,000	\$ 54,000	\$ 11,000
Baca Prewitt*	\$ 31,000	\$ 31,000	\$ 0
Becenti	\$ 5,000	\$ 5,000	\$ 0
Beclabito*	\$ 34,000	\$ 34,000	\$ 0
Birdsprings*	\$ 22,000	\$ 16,000	\$ (6,000)
Black Mesa	\$ 30,000	\$ 30,000	\$ 0
Blue Gap Tachee	\$ 6,000	\$ 6,000	\$ 0
Bodaway Gap*	\$ 76,000	\$ 76,000	\$ 0
Breadsprings*	\$ 15,000	\$ 27,000	\$ 12,000
Burnham*	\$ 29,000	\$ 27,000	\$ (2,000)
Casamero Lake*	\$ 6,000	\$ 28,000	\$ 22,000
Chichiltah	\$ 10,000	\$ 10,000	\$ 0
Chilchinbeto*	\$ 2,000	\$ 3,000	\$ 1,000
Chinle*	\$ 18,000	\$ 22,000	\$ 4,000
Church Rock	\$ 52,000	\$ 23,000	\$ (29,000)
Coppermine	\$ 28,000	\$ 22,000	\$ (6,000)
Cornfields*	\$ 9,000	\$ 9,000	\$ 0
Counselor	\$ 22,000	\$ 29,000	\$ 7,000
Cove*	\$ 35,000	\$ 35,000	\$ 0
Coyote Canyon	\$ 9,000	\$ 9,000	\$ 0
Crownpoint	\$ 7,000	\$ 7,000	\$ 0
Crystal	\$ 21,000	\$ 21,000	\$ 0
Dennehotso*	\$ 24,000	\$ 23,000	\$ (1,000)
Dilkon*	\$ 2,000	\$ 2,000	\$ 0
Forest Lake	\$ 41,000	\$ 45,000	\$ 4,000
Fort Defiance*	\$ 22,000	\$ 22,000	\$ 0
Gadiiahi	\$ 30,000	\$ 34,000	\$ 4,000
Ganado*	\$ 9,000	\$ 0	\$ (9,000)
Greasewood Springs*	\$ 7,000	\$ 7,000	\$ 0
Hogback*	\$ 32,000	\$ 32,000	\$ 0
Houck*	\$ 17,000	\$ 17,000	\$ 0
Huerfano	\$ 51,000	\$ 51,000	\$ 0
Indian Wells	\$ 30,000	\$ 33,000	\$ 3,000
Inscription House*	\$ 2,000	\$ 2,000	\$ 0
Iyanbito	\$ 2,000	\$ 2,000	\$ 0
Jeddito	\$ 40,000	\$ 49,000	\$ 9,000
Kaibeto	\$ 34,000	\$ 36,000	\$ 2,000
Kayenta*	\$ 31,000	\$ 41,000	\$ 10,000
Kinlichee*	\$ 23,000	\$ 8,000	\$ (15,000)
Klagetoh	\$ 17,000	\$ 17,000	\$ 0
Lake Valley	\$ 3,000	\$ 3,000	\$ 0
LeChee*	\$ 35,000	\$ 35,000	\$ 0
Leupp*	\$ 27,000	\$ 27,000	\$ 0
Littlewater*	\$ 18,000	\$ 17,000	\$ (1,000)
Low Mountain	\$ 30,000	\$ 30,000	\$ 0
Lukachukai	\$ 21,000	\$ 27,000	\$ 6,000
Lupton*	\$ 9,000	\$ 9,000	\$ 0
Manuelito	\$ 18,000	\$ 13,000	\$ (5,000)
Many Farms	\$ 15,000	\$ 25,000	\$ 10,000
Mariano Lake	\$ 0	\$ 0	\$ 0
Mexican Springs	\$ 1,000	\$ 1,000	\$ 0
Mexican Water*	\$ 23,000	\$ 23,000	\$ 0
Nageezi	\$ 12,000	\$ 9,000	\$ (3,000)
Nahodishgish	\$ 21,000	\$ 21,000	\$ 0

* LGA-certified Chapter

FUND BALANCE COMPARISON RESULTS

EXHIBIT B

Summer Youth Employment Fund Balances Continued

Chapters	Available Fund Balance (\$) Ending March 31, 2020	Available Fund Balance (\$) Ending March 31, 2021	Increase/(Decrease)
Naschitti*	\$ 9,000	\$ 12,000	\$ 3,000
Navajo Mountain	\$ 19,000	\$ 17,000	\$ (2,000)
Nazlini*	\$ 11,000	\$ 11,000	\$ 0
Nenahnezad	\$ 62,000	\$ 62,000	\$ 0
Newcomb*	\$ 22,000	\$ 34,000	\$ 12,000
Oak Springs	\$ 12,000	\$ 12,000	\$ 0
Ojo Encino*	\$ 22,000	\$ 21,000	\$ (1,000)
Oljato	\$ 48,000	\$ 48,000	\$ 0
Pinedale	\$ 1,000	\$ 1,000	\$ 0
Pinon*	\$ 24,000	\$ 24,000	\$ 0
Pueblo Pintado	\$ 42,000	\$ 57,000	\$ 15,000
Red Lake	\$ 33,000	\$ 33,000	\$ 0
Red Mesa	\$ 2,000	\$ 13,000	\$ 11,000
Red Rock	\$ 9,000	\$ 9,000	\$ 0
Red Valley	\$ 36,000	\$ 42,000	\$ 6,000
Rock Point	\$ 14,000	\$ 32,000	\$ 18,000
Rock Springs	\$ 24,000	\$ 24,000	\$ 0
Rough Rock	\$ 13,000	\$ 13,000	\$ 0
Round Rock	\$ 17,000	\$ 32,000	\$ 15,000
San Juan*	\$ 20,000	\$ 20,000	\$ 0
Sanostee	\$ 12,000	\$ 12,000	\$ 0
Sawmill	\$ 28,000	\$ 28,000	\$ 0
Sheep Springs*	\$ 12,000	\$ 18,000	\$ 6,000
Shiprock	\$ 73,000	\$ 73,000	\$ 0
Shonto*	\$ 4,000	\$ 2,000	\$ (2,000)
Smith Lake	\$ 8,000	\$ 8,000	\$ 0
St. Michaels	\$ 105,000	\$ 105,000	\$ 0
Standing Rock	\$ 9,000	\$ 8,000	\$ (1,000)
Steamboat*	\$ 34,000	\$ 36,000	\$ 2,000
Sweetwater*	\$ 6,000	\$ 5,000	\$ (1,000)
Teec Nos Pos	\$ 13,000	\$ 30,000	\$ 17,000
Teesto*	\$ 24,000	\$ 24,000	\$ 0
Thoreau	\$ 14,000	\$ 27,000	\$ 13,000
Toadlena Two Grey Hills*	\$ 31,000	\$ 21,000	\$ (10,000)
Tohajilee	\$ 1,000	\$ 1,000	\$ 0
Tohatchi	\$ 8,000	\$ 8,000	\$ 0
Tolani Lake	\$ 27,000	\$ 27,000	\$ 0
Tonalea*	\$ 46,000	\$ 46,000	\$ 0
Torreon Star Lake	\$ 9,000	\$ 17,000	\$ 8,000
Tsaille Wheatfields	\$ 7,000	\$ (1,000)	\$ (8,000)
Tsayatoh	\$ 7,000	\$ 16,000	\$ 9,000
Tselani Cottonwood	\$ 13,000	\$ 13,000	\$ 0
Tuba City*	\$ 3,000	\$ 3,000	\$ 0
Twin Lakes	\$ 2,000	\$ 2,000	\$ 0
Upper Fruitland*	\$ 45,000	\$ 43,000	\$ (2,000)
Whippoorwill*	\$ 48,000	\$ 61,000	\$ 13,000
White Rock*	\$ 35,000	\$ 34,000	\$ (1,000)
Whitecone	\$ 15,000	\$ 15,000	\$ 0
Whitehorse Lake	\$ 17,000	\$ 17,000	\$ 0
Wide Ruins	\$ 33,000	\$ 33,000	\$ 0
Cameron	No Data	No Data	No Data
Coalmine Canyon	No Data	No Data	No Data
Hardrock	No Data	No Data	No Data
Nahata Dzil*	No Data	No Data	No Data
Ramah	No Data	No Data	No Data
Total:	\$2,317,000	Total: \$2,464,000	

* LGA-certified Chapter

FUND BALANCE COMPARISON RESULTS

EXHIBIT B

General Funds

The chapters maintained General Fund balances totaling approximately \$5.8 million as of March 31, 2020 and \$6.3 million as of March 31, 2021 designated for Chapter operations. Listed below are the 110 chapters fund balances and their increase/(decrease) from March 31, 2020 to March 31, 2021, rounded to the nearest thousand.

Chapters	Available Fund Balance (\$) Ending March 31, 2020	Available Fund Balance (\$) Ending March 31, 2021	Increase/(Decrease)
Alamo	\$ 1,000	\$ 1,000	\$ 0
Aneth*	\$ 76,000	\$ 110,000	\$ 34,000
Baca Prewitt*	\$ 126,000	\$ 23,000	\$ (103,000)
Becenti	\$ 1,000	\$ 0	\$ (1,000)
Beclabito*	\$ 60,000	\$ 63,000	\$ 3,000
Birdsprings*	\$ 160,000	\$ 202,000	\$ 42,000
Black Mesa	\$ 60,000	\$ 57,000	\$ (3,000)
Blue Gap Tachee	\$ 3,000	\$ 3,000	\$ 0
Bodaway Gap*	\$ 432,000	\$ 507,000	\$ 75,000
Breadsprings*	\$ (30,000)	\$ (39,000)	\$ (9,000)
Burnham*	\$ 91,000	\$ 108,000	\$ 17,000
Casamero Lake*	\$ 162,000	\$ 194,000	\$ 32,000
Chichiltah	\$ 1,000	\$ 0	\$ (1,000)
Chilchinbeto*	\$ 213,000	\$ 244,000	\$ 31,000
Chinle*	\$ 110,000	\$ 131,000	\$ 21,000
Church Rock	\$ (1,000)	\$ (1,000)	\$ 0
Coppermine	\$ 0	\$ 0	\$ 0
Cornfields*	\$ 58,000	\$ 63,000	\$ 5,000
Counselor	\$ 4,000	\$ 4,000	\$ 0
Cove*	\$ 89,000	\$ 99,000	\$ 10,000
Coyote Canyon	\$ 0	\$ 0	\$ 0
Crownpoint	\$ 10,000	\$ 9,000	\$ (1,000)
Crystal	\$ (1,000)	\$ 0	\$ 1,000
Dennehotso*	\$ 130,000	\$ 144,000	\$ 14,000
Dilkon*	\$ 53,000	\$ 50,000	\$ (3,000)
Forest Lake	\$ 15,000	\$ 15,000	\$ 0
Fort Defiance*	\$ 203,000	\$ 206,000	\$ 3,000
Gadiiahi	\$ 0	\$ 0	\$ 0
Ganado*	\$ 87,000	\$ 93,000	\$ 6,000
Greasewood Springs*	\$ 312,000	\$ 291,000	\$ (21,000)
Hogback*	\$ 230,000	\$ 262,000	\$ 32,000
Houck*	\$ 106,000	\$ 120,000	\$ 14,000
Huerfano	\$ 11,000	\$ 11,000	\$ 0
Indian Wells	\$ 0	\$ 0	\$ 0
Inscription House*	\$ 54,000	\$ 61,000	\$ 7,000
Iyanbito	\$ 2,000	\$ 3,000	\$ 1,000
Jeddito	\$ 0	\$ 0	\$ 0
Kaibeto	\$ 0	\$ 1,000	\$ 1,000
Kayenta*	\$ 151,000	\$ 141,000	\$ (10,000)
Kinlichee*	\$ 0	\$ 0	\$ 0
Klagetoh	\$ 0	\$ 0	\$ 0
Lake Valley	\$ 5,000	\$ 5,000	\$ 0
LeChee*	\$ 184,000	\$ 210,000	\$ 26,000
Leupp*	\$ 161,000	\$ 168,000	\$ 7,000
Littlewater*	\$ 68,000	\$ 70,000	\$ 2,000
Low Mountain	\$ 3,000	\$ 1,000	\$ (2,000)
Lukachukai	\$ 0	\$ 0	\$ 0
Lupton*	\$ 0	\$ 97,000	\$ 97,000
Manuelito	\$ 0	\$ 0	\$ 0
Many Farms	\$ 1,000	\$ 3,000	\$ 2,000
Mariano Lake	\$ 0	\$ 0	\$ 0
Mexican Springs	\$ 3,000	\$ 2,000	\$ (1,000)
Mexican Water*	\$ 6,000	\$ 6,000	\$ 0
Nageezi	\$ 0	\$ 0	\$ 0
Nahodishgish	\$ 0	\$ 0	\$ 0

* LGA-certified Chapter

FUND BALANCE COMPARISON RESULTS

EXHIBIT B

General Funds Continued

Chapters	Available Fund Balance (\$) Ending March 31, 2020	Available Fund Balance (\$) Ending March 31, 2021	Increase/(Decrease)
Naschitti*	\$ 113,000	\$ 127,000	\$ 14,000
Navajo Mountain	\$ 0	\$ 0	\$ 0
Nazlini*	\$ 129,000	\$ 106,000	\$ (23,000)
Nenahnezad	\$ 9,000	\$ 9,000	\$ 0
Newcomb*	\$ 196,000	\$ 226,000	\$ 30,000
Oak Springs	\$ 1,000	\$ 1,000	\$ 0
Ojo Encino*	\$ 52,000	\$ 55,000	\$ 3,000
Oljato	\$ 3,000	\$ 3,000	\$ 0
Pinedale	\$ 2,000	\$ 1,000	\$ (1,000)
Pinon*	\$ 68,000	\$ 75,000	\$ 7,000
Pueblo Pintado	\$ 0	\$ 0	\$ 0
Red Lake	\$ 0	\$ 0	\$ 0
Red Mesa	\$ 90,000	\$ 103,000	\$ 13,000
Red Rock	\$ 3,000	\$ 3,000	\$ 0
Red Valley	\$ 11,000	\$ 9,000	\$ (2,000)
Rock Point	\$ 4,000	\$ 0	\$ (4,000)
Rock Springs	\$ 2,000	\$ 2,000	\$ 0
Rough Rock	\$ 0	\$ 0	\$ 0
Round Rock	\$ 0	\$ 0	\$ 0
San Juan*	\$ 77,000	\$ 108,000	\$ 31,000
Sanostee	\$ 5,000	\$ 1,000	\$ (4,000)
Sawmill	\$ 0	\$ 0	\$ 0
Sheep Springs*	\$ 120,000	\$ 127,000	\$ 7,000
Shiprock	\$ 6,000	\$ 5,000	\$ (1,000)
Shonto*	\$ 60,000	\$ 78,000	\$ 18,000
Smith Lake	\$ 0	\$ 0	\$ 0
St. Michaels	\$ 0	\$ 0	\$ 0
Standing Rock	\$ 1,000	\$ 0	\$ (1,000)
Steamboat*	\$ 110,000	\$ 122,000	\$ 12,000
Sweetwater*	\$ 123,000	\$ 138,000	\$ 15,000
Teec Nos Pos	\$ 0	\$ 0	\$ 0
Teesto*	\$ 91,000	\$ 114,000	\$ 23,000
Thoreau	\$ 6,000	\$ 10,000	\$ 4,000
Toadlena Two Grey Hills*	\$ 57,000	\$ 61,000	\$ 4,000
Tohajilee	\$ 44,000	\$ 44,000	\$ 0
Tohatchi	\$ 4,000	\$ 3,000	\$ (1,000)
Tolani Lake	\$ 1,000	\$ 0	\$ (1,000)
Tonalea*	\$ 237,000	\$ 135,000	\$ (102,000)
Torreon Star Lake	\$ 4,000	\$ 3,000	\$ (1,000)
Tsaile Wheatfields	\$ 0	\$ 0	\$ 0
Tsayatoh	\$ 0	\$ 0	\$ 0
Tselani Cottonwood	\$ 0	\$ 0	\$ 0
Tuba City*	\$ 118,000	\$ 166,000	\$ 48,000
Twin Lakes	\$ 0	\$ 0	\$ 0
Upper Fruitland*	\$ 195,000	\$ 210,000	\$ 15,000
Whippoorwill*	\$ 156,000	\$ 173,000	\$ 17,000
White Rock*	\$ 201,000	\$ 203,000	\$ 2,000
Whitecone	\$ 0	\$ 0	\$ 0
Whitehorse Lake	\$ 0	\$ 0	\$ 0
Wide Ruins	\$ 138,000	\$ 138,000	\$ 0
Cameron	No Data	No Data	No Data
Coalmine Canyon	No Data	No Data	No Data
Hardrock	No Data	No Data	No Data
Nahata Dziiil*	No Data	No Data	No Data
Ramah	No Data	No Data	No Data

** LGA-certified Chapter

Total: \$5,849,000

Total: \$6,300,000

FUND BALANCE COMPARISON RESULTS

EXHIBIT B

Local Governance Act Funds

The chapters maintained LGA fund balances totaling approximately \$3.9 million as of March 31, 2020 and \$4.2 million as of March 31, 2021 designated for the development and implementation of Five Management System policies and procedures, and development of community-based land use plans. Listed below are the 110 chapters fund balances and their increase/(decrease) from March 31, 2020 to March 31, 2021, rounded to the nearest thousand.

Chapters	Available Fund Balance (\$) Ending March 31, 2020	Available Fund Balance (\$) Ending March 31, 2021	Increase/(Decrease)
Alamo	\$ 30,000	\$ 53,000	\$ 23,000
Aneth*	\$ 191,000	\$ 144,000	\$ (47,000)
Baca Prewitt*	\$ 7,000	\$ 9,000	\$ 2,000
Becenti	\$ 9,000	\$ 8,000	\$ (1,000)
Beclabito*	\$ 76,000	\$ 84,000	\$ 8,000
Birdsprings*	\$ 20,000	\$ 11,000	\$ (9,000)
Black Mesa	\$ 0	\$ 0	\$ 0
Blue Gap Tachee	\$ 8,000	\$ 8,000	\$ 0
Bodaway Gap*	\$ 166,000	\$ 123,000	\$ (43,000)
Breadsprings*	\$ 19,000	\$ 37,000	\$ 18,000
Burnham*	\$ 31,000	\$ 30,000	\$ (1,000)
Casamero Lake*	\$ 15,000	\$ 17,000	\$ 2,000
Chichiltah	\$ 16,000	\$ 21,000	\$ 5,000
Chilchinbeto*	\$ 9,000	\$ 69,000	\$ 60,000
Chinle*	\$ 0	\$ 0	\$ 0
Church Rock	\$ 3,000	\$ 1,000	\$ (2,000)
Coppermine	\$ 25,000	\$ 24,000	\$ (1,000)
Cornfields*	\$ 9,000	\$ 4,000	\$ (5,000)
Counselor	\$ 40,000	\$ 52,000	\$ 12,000
Cove*	\$ 180,000	\$ 189,000	\$ 9,000
Coyote Canyon	\$ 17,000	\$ 11,000	\$ (6,000)
Crownpoint	\$ 6,000	\$ 27,000	\$ 21,000
Crystal	\$ 13,000	\$ 9,000	\$ (4,000)
Dennehotso*	\$ 7,000	\$ 34,000	\$ 27,000
Dilkon*	\$ 9,000	\$ 9,000	\$ 0
Forest Lake	\$ 0	\$ 0	\$ 0
Fort Defiance*	\$ 40,000	\$ 35,000	\$ (5,000)
Gadliah	\$ 42,000	\$ 41,000	\$ (1,000)
Ganado*	\$ 98,000	\$ 62,000	\$ (36,000)
Greasewood Springs*	\$ 52,000	\$ 55,000	\$ 3,000
Hogback*	\$ 0	\$ 0	\$ 0
Houck*	\$ 50,000	\$ 77,000	\$ 27,000
Huerfano	\$ 81,000	\$ 117,000	\$ 36,000
Indian Wells	\$ 31,000	\$ 59,000	\$ 28,000
Inscription House*	\$ 15,000	\$ 27,000	\$ 12,000
Iyanbito	\$ 16,000	\$ 26,000	\$ 10,000
Jeddito	\$ 43,000	\$ 37,000	\$ (6,000)
Kaibeto	\$ 13,000	\$ 22,000	\$ 9,000
Kayenta*	\$ 26,000	\$ 77,000	\$ 51,000
Kinlichee*	\$ 112,000	\$ 123,000	\$ 11,000
Klagetoh	\$ 9,000	\$ 9,000	\$ 0
Lake Valley	\$ 15,000	\$ 33,000	\$ 18,000
LeChee*	\$ 6,000	\$ 61,000	\$ 55,000
Leupp*	\$ 60,000	\$ 86,000	\$ 26,000
Littlewater*	\$ 15,000	\$ 31,000	\$ 16,000
Low Mountain	\$ 1,000	\$ 0	\$ (1,000)
Lukachukai	\$ 0	\$ 0	\$ 0
Lupton*	\$ 110,000	\$ 47,000	\$ (63,000)
Manuelito	\$ 13,000	\$ 33,000	\$ 20,000
Many Farms	\$ 1,000	\$ 1,000	\$ 0
Mariano Lake	\$ 14,000	\$ 17,000	\$ 3,000
Mexican Springs	\$ 12,000	\$ 20,000	\$ 8,000
Mexican Water*	\$ 91,000	\$ 71,000	\$ (20,000)
Nageezi	\$ 14,000	\$ 9,000	\$ (5,000)
Nahodishgish	\$ 28,000	\$ 43,000	\$ 15,000

* LGA-certified Chapter

FUND BALANCE COMPARISON RESULTS

EXHIBIT B

Local Governance Act Funds Continued

Chapters	Available Fund Balance (\$) Ending March 31, 2020	Available Fund Balance (\$) Ending March 31, 2021	Increase/(Decrease)
Naschitti*	\$ 14,000	\$ 23,000	\$ 9,000
Navajo Mountain	\$ 56,000	\$ 53,000	\$ (3,000)
Nazlini*	\$ 33,000	\$ 30,000	\$ (3,000)
Nenahnezad	\$ 77,000	\$ 90,000	\$ 13,000
Newcomb*	\$ 93,000	\$ 103,000	\$ 10,000
Oak Springs	\$ 37,000	\$ 35,000	\$ (2,000)
Ojo Encino*	\$ 85,000	\$ 98,000	\$ 13,000
Oljato	\$ 158,000	\$ 173,000	\$ 15,000
Pinedale	\$ 1,000	\$ 1,000	\$ 0
Pinon*	\$ 23,000	\$ 24,000	\$ 1,000
Pueblo Pintado	\$ 24,000	\$ 36,000	\$ 12,000
Red Lake	\$ 86,000	\$ 78,000	\$ (8,000)
Red Mesa	\$ 22,000	\$ 30,000	\$ 8,000
Red Rock	\$ 36,000	\$ 41,000	\$ 5,000
Red Valley	\$ 35,000	\$ 32,000	\$ (3,000)
Rock Point	\$ 0	\$ 6,000	\$ 6,000
Rock Springs	\$ 73,000	\$ 59,000	\$ (14,000)
Rough Rock	\$ 12,000	\$ 12,000	\$ 0
Round Rock	\$ 4,000	\$ 10,000	\$ 6,000
San Juan*	\$ 194,000	\$ 175,000	\$ (19,000)
Sanostee	\$ 69,000	\$ 70,000	\$ 1,000
Sawmill	\$ 12,000	\$ 9,000	\$ (3,000)
Sheep Springs*	\$ 13,000	\$ 10,000	\$ (3,000)
Shiprock	\$ 152,000	\$ 119,000	\$ (33,000)
Shonto*	\$ 46,000	\$ 28,000	\$ (18,000)
Smith Lake	\$ 11,000	\$ 13,000	\$ 2,000
St. Michaels	\$ 57,000	\$ 50,000	\$ (7,000)
Standing Rock	\$ 4,000	\$ 25,000	\$ 21,000
Steamboat*	\$ 8,000	\$ 9,000	\$ 1,000
Sweetwater*	\$ 8,000	\$ 14,000	\$ 6,000
Teec Nos Pos	\$ 11,000	\$ 15,000	\$ 4,000
Teesto*	\$ 16,000	\$ 7,000	\$ (9,000)
Thoreau	\$ 19,000	\$ 30,000	\$ 11,000
Toadlena Two Grey Hills*	\$ 5,000	\$ 9,000	\$ 4,000
Tohajilee	\$ 23,000	\$ 31,000	\$ 8,000
Tohatchi	\$ 18,000	\$ 29,000	\$ 11,000
Tolani Lake	\$ (2,000)	\$ 3,000	\$ 5,000
Tonalea*	\$ 150,000	\$ 139,000	\$ (11,000)
Torreon Star Lake	\$ 1,000	\$ 7,000	\$ 6,000
Tsaile Wheatfields	\$ 3,000	\$ 3,000	\$ 0
Tsayatoh	\$ 28,000	\$ 33,000	\$ 5,000
Tselani Cottonwood	\$ 0	\$ 0	\$ 0
Tuba City*	\$ 0	\$ 0	\$ 0
Twin Lakes	\$ 24,000	\$ 26,000	\$ 2,000
Upper Fruitland*	\$ 68,000	\$ 69,000	\$ 1,000
Whippoorwill*	\$ 16,000	\$ 25,000	\$ 9,000
White Rock*	\$ 18,000	\$ 25,000	\$ 7,000
Whitecone	\$ 26,000	\$ 29,000	\$ 3,000
Whitehorse Lake	\$ 9,000	\$ 34,000	\$ 25,000
Wide Ruins	\$ 81,000	\$ 79,000	\$ (2,000)
Cameron	No Data	No Data	No Data
Coalmine Canyon	No Data	No Data	No Data
Hardrock	No Data	No Data	No Data
Nahata Dził*	No Data	No Data	No Data
Ramah	No Data	No Data	No Data

* LGA-certified Chapter

Total: \$3,875,000

Total: \$4,242,000

FUND BALANCE COMPARISON RESULTS

EXHIBIT B

Housing Discretionary Funds

The chapters maintained Housing Discretionary fund balances totaling approximately \$3.4 million as of March 31, 2020 and \$3.8 million as of March 31, 2021 designated for housing assistance. Listed below are the 110 chapters fund balances and their increase/(decrease) from March 31, 2020 to March 31, 2021, rounded to the nearest thousand.

Chapters	Available Fund Balance (\$) Ending March 31, 2020	Available Fund Balance (\$) Ending March 31, 2021	Increase/(Decrease)
Alamo	\$ 67,000	\$ 67,000	\$ 0
Aneth*	\$ 105,000	\$ 83,000	\$ (22,000)
Baca Prewitt*	\$ 35,000	\$ 80,000	\$ 45,000
Becenti	\$ 16,000	\$ 14,000	\$ (2,000)
Beclabito*	\$ 63,000	\$ 76,000	\$ 13,000
Birdsprings*	\$ 12,000	\$ 14,000	\$ 2,000
Black Mesa	\$ 5,000	\$ 13,000	\$ 8,000
Blue Gap Tachee	\$ 73,000	\$ 87,000	\$ 14,000
Bodaway Gap*	\$ 67,000	\$ 67,000	\$ 0
Breadsprings*	\$ 17,000	\$ 19,000	\$ 2,000
Burnham*	\$ 23,000	\$ 28,000	\$ 5,000
Casamero Lake*	\$ 5,000	\$ 1,000	\$ (4,000)
Chichiltah	\$ 16,000	\$ 17,000	\$ 1,000
Chilchinbeto*	\$ 8,000	\$ 8,000	\$ 0
Chinle*	\$ 16,000	\$ 10,000	\$ (6,000)
Church Rock	\$ 50,000	\$ 42,000	\$ (8,000)
Coppermine	\$ 27,000	\$ 8,000	\$ (19,000)
Cornfields*	\$ 13,000	\$ 21,000	\$ 8,000
Counselor	\$ 121,000	\$ 147,000	\$ 26,000
Cove*	\$ 36,000	\$ 17,000	\$ (19,000)
Coyote Canyon	\$ 30,000	\$ 31,000	\$ 1,000
Crownpoint	\$ 36,000	\$ 30,000	\$ (6,000)
Crystal	\$ 17,000	\$ 12,000	\$ (5,000)
Dennehotso*	\$ 26,000	\$ 26,000	\$ 0
Dilkon*	\$ 2,000	\$ 3,000	\$ 1,000
Forest Lake	\$ 75,000	\$ 83,000	\$ 8,000
Fort Defiance*	\$ 37,000	\$ 64,000	\$ 27,000
Gadilahi	\$ 36,000	\$ 33,000	\$ (3,000)
Ganado*	\$ 7,000	\$ 7,000	\$ 0
Greasewood Springs*	\$ 7,000	\$ 10,000	\$ 3,000
Hogback*	\$ 28,000	\$ 27,000	\$ (1,000)
Houck*	\$ 31,000	\$ 47,000	\$ 16,000
Huerfano	\$ 96,000	\$ 106,000	\$ 10,000
Indian Wells	\$ 27,000	\$ 29,000	\$ 2,000
Inscription House*	\$ 0	\$ 6,000	\$ 6,000
Iyanbito	\$ 0	\$ 0	\$ 0
Jeddito	\$ 44,000	\$ 49,000	\$ 5,000
Kaibeto	\$ 16,000	\$ 35,000	\$ 19,000
Kayenta*	\$ 43,000	\$ 62,000	\$ 19,000
Kinlichee*	\$ 31,000	\$ 18,000	\$ (13,000)
Klagetoh	\$ 31,000	\$ 26,000	\$ (5,000)
Lake Valley	\$ 3,000	\$ 11,000	\$ 8,000
LeChee*	\$ 48,000	\$ 38,000	\$ (10,000)
Leupp*	\$ 18,000	\$ 27,000	\$ 9,000
Littlewater*	\$ 12,000	\$ 20,000	\$ 8,000
Low Mountain	\$ 11,000	\$ 10,000	\$ (1,000)
Lukachukai	\$ 44,000	\$ 34,000	\$ (10,000)
Lupton*	\$ 23,000	\$ 22,000	\$ (1,000)
Manuelito	\$ 10,000	\$ 17,000	\$ 7,000
Many Farms	\$ 12,000	\$ 16,000	\$ 4,000
Mariano Lake	\$ 12,000	\$ 20,000	\$ 8,000
Mexican Springs	\$ 19,000	\$ 18,000	\$ (1,000)
Mexican Water*	\$ 30,000	\$ 48,000	\$ 18,000
Nageezi	\$ 17,000	\$ 12,000	\$ (5,000)
Nahodishgish	\$ 23,000	\$ 32,000	\$ 9,000

* LGA-certified Chapters

FUND BALANCE COMPARISON RESULTS

EXHIBIT B

Housing Discretionary Funds Continued

Chapters	Available Fund Balance (\$) Ending March 31, 2020	Available Fund Balance (\$) Ending March 31, 2021	Increase/(Decrease)
Naschitti*	\$ 25,000	\$ 12,000	\$ (13,000)
Navajo Mountain	\$ 74,000	\$ 76,000	\$ 2,000
Nazlini*	\$ 10,000	\$ 6,000	\$ (4,000)
Nenahnezad	\$ 98,000	\$ 100,000	\$ 2,000
Newcomb*	\$ 63,000	\$ 66,000	\$ 3,000
Oak Springs	\$ 12,000	\$ 32,000	\$ 20,000
Ojo Encino*	\$ 7,000	\$ 6,000	\$ (1,000)
Oljato	\$ 281,000	\$ 286,000	\$ 5,000
Pinedale	\$ 11,000	\$ 21,000	\$ 10,000
Pinon*	\$ 17,000	\$ 2,000	\$ (15,000)
Pueblo Pintado	\$ 22,000	\$ 48,000	\$ 26,000
Red Lake	\$ 42,000	\$ 42,000	\$ 0
Red Mesa	\$ 52,000	\$ 43,000	\$ (9,000)
Red Rock	\$ 23,000	\$ 27,000	\$ 4,000
Red Valley	\$ 50,000	\$ 75,000	\$ 25,000
Rock Point	\$ 29,000	\$ 47,000	\$ 18,000
Rock Springs	\$ 38,000	\$ 38,000	\$ 0
Rough Rock	\$ 7,000	\$ 1,000	\$ (6,000)
Round Rock	\$ 13,000	\$ 13,000	\$ 0
San Juan*	\$ 12,000	\$ 23,000	\$ 11,000
Sanostee	\$ 80,000	\$ 79,000	\$ (1,000)
Sawmill	\$ 5,000	\$ (10,000)	\$ (15,000)
Sheep Springs*	\$ 16,000	\$ 23,000	\$ 7,000
Shiprock	\$ 31,000	\$ 33,000	\$ 2,000
Shonto*	\$ 10,000	\$ 22,000	\$ 12,000
Smith Lake	\$ 16,000	\$ 16,000	\$ 0
St. Michaels	\$ 40,000	\$ 55,000	\$ 15,000
Standing Rock	\$ 26,000	\$ 22,000	\$ (4,000)
Steamboat*	\$ 59,000	\$ 78,000	\$ 19,000
Sweetwater*	\$ 8,000	\$ 11,000	\$ 3,000
Teec Nos Pos	\$ 53,000	\$ 77,000	\$ 24,000
Teesto*	\$ 0	\$ 0	\$ 0
Thoreau	\$ 5,000	\$ 14,000	\$ 9,000
Toadlena Two Grey Hills*	\$ 16,000	\$ 15,000	\$ (1,000)
Tohajilee	\$ 29,000	\$ 60,000	\$ 31,000
Tohatchi	\$ 30,000	\$ 32,000	\$ 2,000
Tolani Lake	\$ 21,000	\$ 25,000	\$ 4,000
Tonalea*	\$ 171,000	\$ 155,000	\$ (16,000)
Torreon Star Lake	\$ 46,000	\$ 57,000	\$ 11,000
Tsaile Wheatfields	\$ 4,000	\$ 20,000	\$ 16,000
Tsayatoh	\$ 7,000	\$ 18,000	\$ 11,000
Tselani Cottonwood	\$ 2,000	\$ 0	\$ (2,000)
Tuba City*	\$ 9,000	\$ 9,000	\$ 0
Twin Lakes	\$ 7,000	\$ 3,000	\$ (4,000)
Upper Fruitland*	\$ 25,000	\$ 29,000	\$ 4,000
Whippoorwill*	\$ 54,000	\$ 58,000	\$ 4,000
White Rock*	\$ 12,000	\$ 9,000	\$ (3,000)
Whitecone	\$ 16,000	\$ 23,000	\$ 7,000
Whitehorse Lake	\$ 19,000	\$ 11,000	\$ (8,000)
Wide Ruins	\$ 31,000	\$ 83,000	\$ 52,000
Cameron	No Data	No Data	No Data
Coalmine Canyon	No Data	No Data	No Data
Hardrock	No Data	No Data	No Data
Nahata Dzil*	No Data	No Data	No Data
Ramah	No Data	No Data	No Data
Total:	\$3,412,000	Total: \$3,841,000	

* LGA-certified Chapter

FUND BALANCE COMPARISON RESULTS

EXHIBIT B

"Other" Funds

The chapters maintained Other fund balances totaling approximately \$3.1 million as of March 31, 2020 and \$3.2 million as of March 31, 2021 which consist of State, County, federal, internally generated revenues and other external funding sources. Listed below are the 110 chapters fund balances and their increase/(decrease) from March 31, 2020 to March 31, 2021, rounded to the nearest thousand.

Chapters	Available Fund Balance (\$) Ending March 31, 2020	Available Fund Balance (\$) Ending March 31, 2021	Increase/(Decrease)
Alamo	\$ 58,000	\$ 80,000	\$ 22,000
Aneth*	\$ 216,000	\$ 238,000	\$ 22,000
Baca Prewitt*	\$ 4,000	\$ 0	\$ (4,000)
Becenti	\$ 2,000	\$ (3,000)	\$ (5,000)
Beclabito*	\$ 27,000	\$ 24,000	\$ (3,000)
Birdsprings*	\$ (78,000)	\$ (86,000)	\$ (8,000)
Black Mesa	\$ 58,000	\$ 46,000	\$ (12,000)
Blue Gap Tachee	\$ 10,000	\$ 5,000	\$ (5,000)
Bodaway Gap*	\$ 7,000	\$ 7,000	\$ 0
Breadsprings*	\$ 58,000	\$ 69,000	\$ 11,000
Burnham*	\$ 41,000	\$ 83,000	\$ 42,000
Casamero Lake*	\$ 1,000	\$ 0	\$ (1,000)
Chichiltah	\$ 2,000	\$ 1,000	\$ (1,000)
Chilchinbeto*	\$ 37,000	\$ 42,000	\$ 5,000
Chinle*	\$ 18,000	\$ 117,000	\$ 99,000
Church Rock	\$ 1,000	\$ 2,000	\$ 1,000
Coppermine	\$ 12,000	\$ 16,000	\$ 4,000
Cornfields*	\$ 43,000	\$ 17,000	\$ (26,000)
Counselor	\$ 20,000	\$ 20,000	\$ 0
Cove*	\$ 18,000	\$ 27,000	\$ 9,000
Coyote Canyon	\$ 13,000	\$ 21,000	\$ 8,000
Crownpoint	\$ (3,000)	\$ (1,000)	\$ 2,000
Crystal	\$ 2,000	\$ 2,000	\$ 0
Dennehotso*	\$ 21,000	\$ 23,000	\$ 2,000
Dilkon*	\$ 1,000	\$ (4,000)	\$ (5,000)
Forest Lake	\$ 269,000	\$ 267,000	\$ (2,000)
Fort Defiance*	\$ 26,000	\$ 31,000	\$ 5,000
Gadiiahi	\$ (24,000)	\$ (21,000)	\$ 3,000
Ganado*	\$ 24,000	\$ 10,000	\$ (14,000)
Greasewood Springs*	\$ 132,000	\$ 106,000	\$ (26,000)
Hogback*	\$ 38,000	\$ 22,000	\$ (16,000)
Houck*	\$ 51,000	\$ 2,000	\$ (49,000)
Huerfano	\$ 3,000	\$ 1,000	\$ (2,000)
Indian Wells	\$ 16,000	\$ 16,000	\$ 0
Inscription House*	\$ 17,000	\$ 18,000	\$ 1,000
Iyanbito	\$ 2,000	\$ 3,000	\$ 1,000
Jeddito	\$ 9,000	\$ 10,000	\$ 1,000
Kaibeto	\$ 6,000	\$ (9,000)	\$ (15,000)
Kayenta*	\$ 9,000	\$ 10,000	\$ 1,000
Kinlichee*	\$ 2,000	\$ 3,000	\$ 1,000
Klagetoh	\$ 12,000	\$ 25,000	\$ 13,000
Lake Valley	\$ 9,000	\$ 10,000	\$ 1,000
LeChee*	\$ 24,000	\$ 19,000	\$ (5,000)
Leupp*	\$ 28,000	\$ 19,000	\$ (9,000)
Littlewater*	\$ 12,000	\$ 6,000	\$ (6,000)
Low Mountain	\$ 1,000	\$ 1,000	\$ 0
Lukachukai	\$ (1,000)	\$ 3,000	\$ 4,000
Lupton*	\$ 6,000	\$ 7,000	\$ 1,000
Manuelito	\$ 0	\$ 0	\$ 0
Many Farms	\$ 6,000	\$ 12,000	\$ 6,000
Mariano Lake	\$ (20,000)	\$ (19,000)	\$ 1,000
Mexican Springs	\$ 5,000	\$ 8,000	\$ 3,000
Mexican Water*	\$ 76,000	\$ 62,000	\$ (14,000)
Nageezi	\$ 11,000	\$ 9,000	\$ (2,000)
Nahodishgish	\$ 2,000	\$ 1,000	\$ (1,000)

*LGA-certified Chapter

FUND BALANCE COMPARISON RESULTS

EXHIBIT B

"Other" Funds Continued

Chapters	Available Fund Balance (\$) Ending March 31, 2020	Available Fund Balance (\$) Ending March 31, 2021	Increase/(Decrease)
Naschitti*	\$ 42,000	\$ 42,000	\$ 0
Navajo Mountain	\$ 80,000	\$ 88,000	\$ 8,000
Nazlini*	\$ 76,000	\$ 86,000	\$ 10,000
Nenahnezad	\$ 156,000	\$ 154,000	\$ (2,000)
Newcomb*	\$ 321,000	\$ 322,000	\$ 1,000
Oak Springs	\$ 1,000	\$ 2,000	\$ 1,000
Ojo Encino*	\$ 16,000	\$ 13,000	\$ (3,000)
Oljato	\$ 18,000	\$ 31,000	\$ 13,000
Pinedale	\$ 3,000	\$ 3,000	\$ 0
Pinon*	\$ 2,000	\$ 1,000	\$ (1,000)
Pueblo Pintado	\$ (24,000)	\$ (24,000)	\$ 0
Red Lake	\$ 9,000	\$ 9,000	\$ 0
Red Mesa	\$ 6,000	\$ 14,000	\$ 8,000
Red Rock	\$ 3,000	\$ 5,000	\$ 2,000
Red Valley	\$ 8,000	\$ 8,000	\$ 0
Rock Point	\$ 2,000	\$ 1,000	\$ (1,000)
Rock Springs	\$ 5,000	\$ 2,000	\$ (3,000)
Rough Rock	\$ 15,000	\$ 7,000	\$ (8,000)
Round Rock	\$ 1,000	\$ 0	\$ (1,000)
San Juan*	\$ 45,000	\$ 53,000	\$ 8,000
Sanostee	\$ 4,000	\$ 2,000	\$ (2,000)
Sawmill	\$ 4,000	\$ 9,000	\$ 5,000
Sheep Springs*	\$ 9,000	\$ 9,000	\$ 0
Shiprock	\$ 18,000	\$ 8,000	\$ (10,000)
Shonto*	\$ 69,000	\$ 73,000	\$ 4,000
Smith Lake	\$ 5,000	\$ 3,000	\$ (2,000)
St. Michaels	\$ 45,000	\$ 51,000	\$ 6,000
Standing Rock	\$ (1,000)	\$ 7,000	\$ 8,000
Steamboat*	\$ 0	\$ 4,000	\$ 4,000
Sweetwater*	\$ 14,000	\$ 10,000	\$ (4,000)
Teec Nos Pos	\$ 2,000	\$ 10,000	\$ 8,000
Teesto*	\$ 2,000	\$ 2,000	\$ 0
Thoreau	\$ 2,000	\$ 1,000	\$ (1,000)
Toadlena Two Grey Hills*	\$ 20,000	\$ 16,000	\$ (4,000)
Tohajilee	\$ 179,000	\$ 156,000	\$ (23,000)
Tohatchi	\$ 21,000	\$ 28,000	\$ 7,000
Tolani Lake	\$ 15,000	\$ 13,000	\$ (2,000)
Tonalea*	\$ 33,000	\$ 32,000	\$ (1,000)
Torreon Star Lake	\$ 2,000	\$ 33,000	\$ 31,000
Tsaile Wheatfields	\$ 2,000	\$ 3,000	\$ 1,000
Tsayatoh	\$ 1,000	\$ 0	\$ (1,000)
Tselani Cottonwood	\$ 7,000	\$ 9,000	\$ 2,000
Tuba City*	\$ 406,000	\$ 380,000	\$ (26,000)
Twin Lakes	\$ (13,000)	\$ (14,000)	\$ (1,000)
Upper Fruitland*	\$ 95,000	\$ 86,000	\$ (9,000)
Whippoorwill*	\$ 0	\$ 3,000	\$ 3,000
White Rock*	\$ 29,000	\$ 24,000	\$ (5,000)
Whitecone	\$ 7,000	\$ 10,000	\$ 3,000
Whitehorse Lake	\$ 0	\$ 1,000	\$ 1,000
Wide Ruins	\$ 18,000	\$ 17,000	\$ (1,000)
Cameron	No Data	No Data	No Data
Coalmine Canyon	No Data	No Data	No Data
Hardrock	No Data	No Data	No Data
Nahata Dzil*	No Data	No Data	No Data
Ramah	No Data	No Data	No Data

* LGA-certified Chapter

Total: \$3,117,000

Total: \$3,177,000

FUND BALANCE COMPARISON RESULTS

EXHIBIT B

Emergency and Disaster Relief Funds

The chapters maintained Emergency fund balances totaling approximately \$2 million as of March 31, 2020 and \$1.2 million as of March 31, 2021 designated for emergencies and disaster Relief. Listed below are the 110 chapters fund balances and their increase/(decrease) from March 31, 2020 to March 31, 2021, rounded to the nearest thousand.

Chapters	Available Fund Balance (\$) Ending March 31, 2020	Available Fund Balance (\$) Ending March 31, 2021	Increase/(Decrease)
Alamo	\$ 13,000	\$ 1,000	\$ (12,000)
Aneth*	\$ 67,000	\$ 63,000	\$ (4,000)
Baca Prewitt*	\$ 2,000	\$ 5,000	\$ 3,000
Becenti	\$ 15,000	\$ 13,000	\$ (2,000)
Beclabito*	\$ 56,000	\$ 51,000	\$ (5,000)
Birdsprings*	\$ (4,000)	\$ 5,000	\$ 9,000
Black Mesa	\$ 16,000	\$ 22,000	\$ 6,000
Blue Gap Tachee	\$ 3,000	\$ 21,000	\$ 18,000
Bodaway Gap*	\$ 1,000	\$ 13,000	\$ 12,000
Breadsprings*	\$ 26,000	\$ 6,000	\$ (20,000)
Burnham*	\$ 2,000	\$ 14,000	\$ 12,000
Casamero Lake*	\$ (3,000)	\$ 0	\$ 3,000
Chichiltah	\$ 13,000	\$ 8,000	\$ (5,000)
Chilchinbeto*	\$ 10,000	\$ 16,000	\$ 6,000
Chinle*	\$ 0	\$ (124,000)	\$ (124,000)
Church Rock	\$ 0	\$ 0	\$ 0
Coppermine	\$ 0	\$ 0	\$ 0
Cornfields*	\$ 0	\$ 0	\$ 0
Counselor	\$ 93,000	\$ 80,000	\$ (13,000)
Cove*	\$ 7,000	\$ 17,000	\$ 10,000
Coyote Canyon	\$ 6,000	\$ 19,000	\$ 13,000
Crownpoint	\$ 48,000	\$ (6,000)	\$ (54,000)
Crystal	\$ 0	\$ 22,000	\$ 22,000
Dennehotso*	\$ 5,000	\$ 17,000	\$ 12,000
Dilkon*	\$ 0	\$ (41,000)	\$ (41,000)
Forest Lake	\$ 38,000	\$ 57,000	\$ 19,000
Fort Defiance*	\$ 1,000	\$ 22,000	\$ 21,000
Gadiiahi	\$ 16,000	\$ 20,000	\$ 4,000
Ganado*	\$ 7,000	\$ 4,000	\$ (3,000)
Greasewood Springs*	\$ 6,000	\$ 8,000	\$ 2,000
Hogback*	\$ 35,000	\$ 2,000	\$ (33,000)
Houck*	\$ 29,000	\$ 4,000	\$ (25,000)
Huerfano	\$ 7,000	\$ 21,000	\$ 14,000
Indian Wells	\$ 28,000	\$ 6,000	\$ (22,000)
Inscription House*	\$ 12,000	\$ (1,000)	\$ (13,000)
Iyanbito	\$ (1,000)	\$ (16,000)	\$ (15,000)
Jeddito	\$ 59,000	\$ 10,000	\$ (49,000)
Kaibeto	\$ 3,000	\$ (1,000)	\$ (4,000)
Kayenta*	\$ 51,000	\$ 38,000	\$ (13,000)
Kinlichee*	\$ 24,000	\$ 7,000	\$ (17,000)
Klagetoh	\$ 19,000	\$ 26,000	\$ 7,000
Lake Valley	\$ 5,000	\$ 7,000	\$ 2,000
LeChee*	\$ 12,000	\$ 0	\$ (12,000)
Leupp*	\$ 2,000	\$ 5,000	\$ 3,000
Littlewater*	\$ 2,000	\$ 20,000	\$ 18,000
Low Mountain	\$ 11,000	\$ 1,000	\$ (10,000)
Lukachukai	\$ 24,000	\$ 45,000	\$ 21,000
Lupton*	\$ (9,000)	\$ 5,000	\$ 14,000
Manuelito	\$ 2,000	\$ 6,000	\$ 4,000
Many Farms	\$ 65,000	\$ 2,000	\$ (63,000)
Mariano Lake	\$ (1,000)	\$ 8,000	\$ 9,000
Mexican Springs	\$ 41,000	\$ 23,000	\$ (18,000)
Mexican Water*	\$ 3,000	\$ (45,000)	\$ (48,000)
Nageezi	\$ 3,000	\$ 8,000	\$ 5,000
Nahodishgish	\$ 7,000	\$ 23,000	\$ 16,000

* LGA-certified Chapter

FUND BALANCE COMPARISON RESULTS

EXHIBIT B

Emergency and Disaster Relief Funds Continued

Chapters	Available Fund Balance (\$) Ending March 31, 2020	Available Fund Balance (\$) Ending March 31, 2021	Increase/(Decrease)
Naschitti*	\$ 4,000	\$ 9,000	\$ 5,000
Navajo Mountain	\$ 101,000	\$ 69,000	\$ (32,000)
Nazlini*	\$ 10,000	\$ 3,000	\$ (7,000)
Nenahnezad	\$ 10,000	\$ 37,000	\$ 27,000
Newcomb*	\$ 16,000	\$ 7,000	\$ (9,000)
Oak Springs	\$ 25,000	\$ 19,000	\$ (6,000)
Ojo Encino*	\$ 57,000	\$ 23,000	\$ (34,000)
Oljato	\$ 57,000	\$ 67,000	\$ 10,000
Pinedale	\$ 24,000	\$ 6,000	\$ (18,000)
Pinon*	\$ 1,000	\$ 0	\$ (1,000)
Pueblo Pintado	\$ 2,000	\$ 21,000	\$ 19,000
Red Lake	\$ 11,000	\$ 18,000	\$ 7,000
Red Mesa	\$ 0	\$ 8,000	\$ 8,000
Red Rock	\$ 53,000	\$ 22,000	\$ (31,000)
Red Valley	\$ 48,000	\$ 68,000	\$ 20,000
Rock Point	\$ 0	\$ 11,000	\$ 11,000
Rock Springs	\$ 7,000	\$ 25,000	\$ 18,000
Rough Rock	\$ 21,000	\$ 16,000	\$ (5,000)
Round Rock	\$ 35,000	\$ 6,000	\$ (29,000)
San Juan*	\$ 5,000	\$ 21,000	\$ 16,000
Sanostee	\$ 24,000	\$ (17,000)	\$ (41,000)
Sawmill	\$ 4,000	\$ 9,000	\$ 5,000
Sheep Springs*	\$ 4,000	\$ 14,000	\$ 10,000
Shiprock	\$ 100,000	\$ 36,000	\$ (64,000)
Shonto*	\$ 5,000	\$ 6,000	\$ 1,000
Smith Lake	\$ 3,000	\$ 0	\$ (3,000)
St. Michaels	\$ 55,000	\$ 51,000	\$ (4,000)
Standing Rock	\$ 0	\$ 7,000	\$ 7,000
Steamboat*	\$ 39,000	\$ 10,000	\$ (29,000)
Sweetwater*	\$ 0	\$ 15,000	\$ 15,000
Teec Nos Pos	\$ 6,000	\$ 19,000	\$ 13,000
Teesto*	\$ 0	\$ 0	\$ 0
Thoreau	\$ 45,000	\$ (100,000)	\$ (145,000)
Toadlena Two Grey Hills*	\$ 0	\$ 17,000	\$ 17,000
Tohajilee	\$ 0	\$ (67,000)	\$ (67,000)
Tohatchi	\$ 10,000	\$ 9,000	\$ (1,000)
Tolani Lake	\$ 0	\$ 3,000	\$ 3,000
Tonalea*	\$ 40,000	\$ 28,000	\$ (12,000)
Torreon Star Lake	\$ 20,000	\$ 15,000	\$ (5,000)
Tsaile Wheatfields	\$ 20,000	\$ 41,000	\$ 21,000
Tsayatoh	\$ 11,000	\$ 12,000	\$ 1,000
Tselani Cottonwood	\$ 38,000	\$ 23,000	\$ (15,000)
Tuba City*	\$ 26,000	\$ 0	\$ (26,000)
Twin Lakes	\$ 14,000	\$ 9,000	\$ (5,000)
Upper Fruitland*	\$ 52,000	\$ 13,000	\$ (39,000)
Whippoorwill*	\$ 8,000	\$ 24,000	\$ 16,000
White Rock*	\$ 1,000	\$ 4,000	\$ 3,000
Whitecone	\$ 7,000	\$ 24,000	\$ 17,000
Whitehorse Lake	\$ 0	\$ 2,000	\$ 2,000
Wide Ruins	\$ 77,000	\$ 47,000	\$ (30,000)
Cameron	No Data	No Data	No Data
Coalmine Canyon	No Data	No Data	No Data
Hardrock	No Data	No Data	No Data
Nahata Dziil*	No Data	No Data	No Data
Ramah	No Data	No Data	No Data
Total:	\$1,999,000	\$1,244,000	

* LGA-certified Chapter

FUND BALANCE COMPARISON RESULTS

EXHIBIT B

Stipends Funds

The chapters maintained Stipends fund balances totaling approximately \$1.7 million as of March 31, 2020 and \$2.5 million as of March 31, 2021 designated for the Chapter officials and other elected officials. Listed below are the 110 chapters Chapter Official Stipends and Grazing/Farming Stipends fund balances and their increase/(decrease) from March 31, 2020 to March 31, 2021, rounded to the nearest thousand.

Chapter Official Stipends

Chapters	Available Fund Balance (\$) Ending March 31, 2020	Available Fund Balance (\$) Ending March 31, 2021	Increase/(Decrease)
Alamo	\$ 11,000	\$ 15,000	\$ 4,000
Aneth*	\$ 21,000	\$ 30,000	\$ 9,000
Baca Prewitt*	\$ 16,000	\$ 32,000	\$ 16,000
Becenti	\$ 30,000	\$ 27,000	\$ (3,000)
Beclabito*	\$ 13,000	\$ 21,000	\$ 8,000
Birdsprings*	\$ 12,000	\$ 21,000	\$ 9,000
Black Mesa	\$ 18,000	\$ 23,000	\$ 5,000
Blue Gap Tachee	\$ 8,000	\$ 16,000	\$ 8,000
Bodaway Gap*	\$ 15,000	\$ 18,000	\$ 3,000
Breadsprings*	\$ 13,000	\$ 25,000	\$ 12,000
Burnham*	\$ 18,000	\$ 23,000	\$ 5,000
Casamero Lake*	\$ 13,000	\$ 21,000	\$ 8,000
Chichiltah	\$ 11,000	\$ 16,000	\$ 5,000
Chilchinbeto*	\$ 10,000	\$ 21,000	\$ 11,000
Chinle*	\$ 10,000	\$ 15,000	\$ 5,000
Church Rock	\$ 11,000	\$ 17,000	\$ 6,000
Coppermine	\$ 14,000	\$ 21,000	\$ 7,000
Cornfields*	\$ 12,000	\$ 32,000	\$ 20,000
Counselor	\$ 16,000	\$ 23,000	\$ 7,000
Cove*	\$ 10,000	\$ 17,000	\$ 7,000
Coyote Canyon	\$ 14,000	\$ 17,000	\$ 3,000
Crownpoint	\$ 17,000	\$ 17,000	\$ 0
Crystal	\$ 62,000	\$ 55,000	\$ (7,000)
Dennehotso*	\$ 11,000	\$ 18,000	\$ 7,000
Dilkon*	\$ 11,000	\$ 21,000	\$ 10,000
Forest Lake	\$ 14,000	\$ 17,000	\$ 3,000
Fort Defiance*	\$ 24,000	\$ 31,000	\$ 7,000
Gadiiahi	\$ 13,000	\$ 22,000	\$ 9,000
Ganado*	\$ 14,000	\$ 18,000	\$ 4,000
Greasewood Springs*	\$ 16,000	\$ 21,000	\$ 5,000
Hogback*	\$ 18,000	\$ 25,000	\$ 7,000
Houck*	\$ 14,000	\$ 25,000	\$ 11,000
Huerfano	\$ 12,000	\$ 18,000	\$ 6,000
Indian Wells	\$ 16,000	\$ 29,000	\$ 13,000
Inscription House*	\$ 10,000	\$ 15,000	\$ 5,000
Iyanbito	\$ 14,000	\$ 15,000	\$ 1,000
Jeddito	\$ 13,000	\$ 26,000	\$ 13,000
Kaibeto	\$ 15,000	\$ 28,000	\$ 13,000
Kayenta*	\$ 14,000	\$ 25,000	\$ 11,000
Kinlichee*	\$ 18,000	\$ 27,000	\$ 9,000
Klagetoh	\$ 17,000	\$ 21,000	\$ 4,000
Lake Valley	\$ 9,000	\$ 15,000	\$ 6,000
LeChee*	\$ 14,000	\$ 16,000	\$ 2,000
Leupp*	\$ 5,000	\$ 11,000	\$ 6,000
Littlewater*	\$ 11,000	\$ 24,000	\$ 13,000
Low Mountain	\$ 14,000	\$ 18,000	\$ 4,000
Lukachukai	\$ 17,000	\$ 20,000	\$ 3,000
Lupton*	\$ 12,000	\$ 16,000	\$ 4,000
Manuelito	\$ 10,000	\$ 15,000	\$ 5,000
Many Farms	\$ 10,000	\$ 16,000	\$ 6,000
Mariano Lake	\$ 10,000	\$ 16,000	\$ 6,000
Mexican Springs	\$ 15,000	\$ 21,000	\$ 6,000
Mexican Water*	\$ 12,000	\$ 19,000	\$ 7,000
Nageezi	\$ 13,000	\$ 19,000	\$ 6,000
Nahodishgish	\$ 44,000	\$ 61,000	\$ 17,000

* LGA-certified Chapters

FUND BALANCE COMPARISON RESULTS

EXHIBIT B

Chapter Official Stipends Continued

Chapters	Available Fund Balance (\$) Ending March 31, 2020	Available Fund Balance (\$) Ending March 31, 2021	Increase/(Decrease)
Naschitti*	\$ 33,000	\$ 29,000	\$ (4,000)
Navajo Mountain	\$ 13,000	\$ 22,000	\$ 9,000
Nazlini*	\$ 13,000	\$ 18,000	\$ 5,000
Nenahnezad	\$ 14,000	\$ 21,000	\$ 7,000
Newcomb*	\$ 16,000	\$ 17,000	\$ 1,000
Oak Springs	\$ 16,000	\$ 23,000	\$ 7,000
Ojo Encino*	\$ 35,000	\$ 37,000	\$ 2,000
Oljato	\$ 12,000	\$ 25,000	\$ 13,000
Pinedale	\$ 12,000	\$ 16,000	\$ 4,000
Pinon*	\$ 12,000	\$ 21,000	\$ 9,000
Pueblo Pintado	\$ 12,000	\$ 33,000	\$ 21,000
Red Lake	\$ 19,000	\$ 25,000	\$ 6,000
Red Mesa	\$ 10,000	\$ 15,000	\$ 5,000
Red Rock	\$ 15,000	\$ 24,000	\$ 9,000
Red Valley	\$ 13,000	\$ 29,000	\$ 16,000
Rock Point	\$ 21,000	\$ 28,000	\$ 7,000
Rock Springs	\$ 12,000	\$ 16,000	\$ 4,000
Rough Rock	\$ 20,000	\$ 3,000	\$ (17,000)
Round Rock	\$ 10,000	\$ 20,000	\$ 10,000
San Juan*	\$ 18,000	\$ 23,000	\$ 5,000
Sanostee	\$ 14,000	\$ 11,000	\$ (3,000)
Sawmill	\$ 15,000	\$ 1,000	\$ (14,000)
Sheep Springs*	\$ 20,000	\$ 25,000	\$ 5,000
Shiprock	\$ 42,000	\$ 67,000	\$ 25,000
Shonto*	\$ 12,000	\$ 20,000	\$ 8,000
Smith Lake	\$ 13,000	\$ 25,000	\$ 12,000
St. Michaels	\$ 32,000	\$ 43,000	\$ 11,000
Standing Rock	\$ 9,000	\$ 14,000	\$ 5,000
Steamboat*	\$ 22,000	\$ 25,000	\$ 3,000
Sweetwater*	\$ 11,000	\$ 17,000	\$ 6,000
Teec Nos Pos	\$ 15,000	\$ 24,000	\$ 9,000
Teesto*	\$ 12,000	\$ 18,000	\$ 6,000
Thoreau	\$ 15,000	\$ 20,000	\$ 5,000
Toadlena Two Grey Hills*	\$ 11,000	\$ 17,000	\$ 6,000
Tohajilee	\$ 16,000	\$ 26,000	\$ 10,000
Tohatchi	\$ 14,000	\$ 34,000	\$ 20,000
Tolani Lake	\$ 13,000	\$ 17,000	\$ 4,000
Tonalea*	\$ 18,000	\$ 35,000	\$ 17,000
Torreon Star Lake	\$ 14,000	\$ 24,000	\$ 10,000
Tsaile Wheatfields	\$ 10,000	\$ 18,000	\$ 8,000
Tsayatoh	\$ 25,000	\$ 31,000	\$ 6,000
Tselani Cottonwood	\$ 9,000	\$ 15,000	\$ 6,000
Tuba City*	\$ 30,000	\$ 47,000	\$ 17,000
Twin Lakes	\$ 4,000	\$ 15,000	\$ 11,000
Upper Fruitland*	\$ 28,000	\$ 38,000	\$ 10,000
Whippoorwill*	\$ 53,000	\$ 71,000	\$ 18,000
White Rock*	\$ 17,000	\$ 22,000	\$ 5,000
Whitecone	\$ 21,000	\$ 19,000	\$ (2,000)
Whitehorse Lake	\$ 9,000	\$ 12,000	\$ 3,000
Wide Ruins	\$ 19,000	\$ 28,000	\$ 9,000
Cameron	No Data	No Data	No Data
Coalmine Canyon	No Data	No Data	No Data
Hardrock	No Data	No Data	No Data
Nahata Dzill*	No Data	No Data	No Data
Ramah	No Data	No Data	No Data
Total:	\$1,705,000	Total: \$2,437,000	

* LGA-certified Chapter

FUND BALANCE COMPARISON RESULTS

EXHIBIT B

Grazing/Farming Stipends

Chapters	Available Fund Balance (\$) Ending March 31, 2020	Available Fund Balance (\$) Ending March 31, 2021	Increase/(Decrease)
Alamo	\$ 0	\$ 0	\$ 0
Aneth*	\$ 0	\$ 0	\$ 0
Baca Prewitt*	\$ 0	\$ 0	\$ 0
Becenti	\$ 2,000	\$ 2,000	\$ 0
Beclabito*	\$ 0	\$ 0	\$ 0
Birdsprings*	\$ 0	\$ 0	\$ 0
Black Mesa	\$ 0	\$ 0	\$ 0
Blue Gap Tachee	\$ 0	\$ 0	\$ 0
Bodaway Gap*	\$ 0	\$ 0	\$ 0
Breadsprings*	\$ 1,000	\$ 1,000	\$ 0
Burnham*	\$ 0	\$ 0	\$ 0
Casamero Lake*	\$ 0	\$ 0	\$ 0
Chichiltah	\$ (3,000)	\$ (3,000)	\$ 0
Chilchinbeto*	\$ 0	\$ 0	\$ 0
Chinle*	\$ 0	\$ 0	\$ 0
Church Rock	\$ 0	\$ 0	\$ 0
Coppermine	\$ 0	\$ 0	\$ 0
Cornfields*	\$ 0	\$ 0	\$ 0
Counselor	\$ 1,000	\$ 1,000	\$ 0
Cove*	\$ 1,000	\$ 1,000	\$ 0
Coyote Canyon	\$ 0	\$ 0	\$ 0
Crownpoint	\$ 0	\$ 0	\$ 0
Crystal	\$ 0	\$ 0	\$ 0
Dennehotso*	\$ 0	\$ 0	\$ 0
Dilkon*	\$ 0	\$ 0	\$ 0
Forest Lake	\$ 0	\$ 0	\$ 0
Fort Defiance*	\$ 0	\$ 0	\$ 0
Gadiiahi	\$ 0	\$ 0	\$ 0
Ganado*	\$ 0	\$ 1,000	\$ 1,000
Greasewood Springs*	\$ 1,000	\$ 1,000	\$ 0
Hogback*	\$ 6,000	\$ 6,000	\$ 0
Houck*	\$ 0	\$ 0	\$ 0
Huerfano	\$ 0	\$ 0	\$ 0
Indian Wells	\$ 0	\$ 0	\$ 0
Inscription House*	\$ 0	\$ 0	\$ 0
Iyanbito	\$ 0	\$ 0	\$ 0
Jeddito	\$ 0	\$ 0	\$ 0
Kaibeto	\$ 0	\$ 0	\$ 0
Kayenta*	\$ 0	\$ 0	\$ 0
Kinlichee*	\$ 0	\$ 0	\$ 0
Klagetoh	\$ 0	\$ 0	\$ 0
Lake Valley	\$ (1,000)	\$ (1,000)	\$ 0
LeChee*	\$ 0	\$ 0	\$ 0
Leupp*	\$ 0	\$ 0	\$ 0
Littlewater*	\$ 0	\$ 0	\$ 0
Low Mountain	\$ 0	\$ 0	\$ 0
Lukachukai	\$ 0	\$ 0	\$ 0
Lupton*	\$ 0	\$ 0	\$ 0
Manuelito	\$ (1,000)	\$ (1,000)	\$ 0
Many Farms	\$ 0	\$ 0	\$ 0
Mariano Lake	\$ 0	\$ 0	\$ 0
Mexican Springs	\$ 0	\$ 0	\$ 0
Mexican Water*	\$ 2,000	\$ 0	\$ (2,000)
Nageezi	\$ 0	\$ 0	\$ 0
Nahodishgish	\$ 0	\$ 0	\$ 0

* LGA-certified Chapters

FUND BALANCE COMPARISON RESULTS

EXHIBIT B

Grazing/Farming Stipends Continued

Chapters	Available Fund Balance (\$) Ending March 31, 2020	Available Fund Balance (\$) Ending March 31, 2021	Increase/(Decrease)
Naschitti*	\$ 0	\$ 0	\$ 0
Navajo Mountain	\$ 0	\$ 0	\$ 0
Nazlini*	\$ 0	\$ 0	\$ 0
Nenahnezad	\$ 1,000	\$ 1,000	\$ 0
Newcomb*	\$ 1,000	\$ 1,000	\$ 0
Oak Springs	\$ 0	\$ 0	\$ 0
Ojo Encino*	\$ 0	\$ 0	\$ 0
Oljato	\$ 0	\$ 0	\$ 0
Pinedale	\$ 0	\$ 0	\$ 0
Pinon*	\$ 0	\$ 0	\$ 0
Pueblo Pintado	\$ 0	\$ 0	\$ 0
Red Lake	\$ 1,000	\$ 1,000	\$ 0
Red Mesa	\$ 0	\$ 1,000	\$ 1,000
Red Rock	\$ 0	\$ 0	\$ 0
Red Valley	\$ 7,000	\$ 7,000	\$ 0
Rock Point	\$ 0	\$ 0	\$ 0
Rock Springs	\$ 0	\$ 0	\$ 0
Rough Rock	\$ 0	\$ 0	\$ 0
Round Rock	\$ 0	\$ 0	\$ 0
San Juan*	\$ 0	\$ 0	\$ 0
Sanostee	\$ 0	\$ 0	\$ 0
Sawmill	\$ 0	\$ 0	\$ 0
Sheep Springs*	\$ 0	\$ 0	\$ 0
Shiprock	\$ 0	\$ 0	\$ 0
Shonto*	\$ 0	\$ 0	\$ 0
Smith Lake	\$ 0	\$ 0	\$ 0
St. Michaels	\$ 0	\$ 0	\$ 0
Standing Rock	\$ 0	\$ 0	\$ 0
Steamboat*	\$ 0	\$ 0	\$ 0
Sweetwater*	\$ 0	\$ 0	\$ 0
Teec Nos Pos	\$ 0	\$ 0	\$ 0
Teesto*	\$ 0	\$ 0	\$ 0
Thoreau	\$ 0	\$ 0	\$ 0
Toadlena Two Grey Hills*	\$ 0	\$ 0	\$ 0
Tohajilee	\$ 0	\$ 0	\$ 0
Tohatchi	\$ 0	\$ 0	\$ 0
Tolani Lake	\$ 0	\$ 0	\$ 0
Tonalea*	\$ 0	\$ 0	\$ 0
Torreon Star Lake	\$ 0	\$ 0	\$ 0
Tsaile Wheatfields	\$ 0	\$ 0	\$ 0
Tsayatoh	\$ 0	\$ 0	\$ 0
Tselani Cottonwood	\$ 0	\$ 0	\$ 0
Tuba City*	\$ 14,000	\$ 13,000	\$ (1,000)
Twin Lakes	\$ 0	\$ 0	\$ 0
Upper Fruitland*	\$ 0	\$ 0	\$ 0
Whippoorwill*	\$ 0	\$ 0	\$ 0
White Rock*	\$ 0	\$ 0	\$ 0
Whitecone	\$ 0	\$ 0	\$ 0
Whitehorse Lake	\$ 0	\$ 0	\$ 0
Wide Ruins	\$ 1,000	\$ 1,000	\$ 0
Cameron	No Data	No Data	No Data
Coalmine Canyon	No Data	No Data	No Data
Hardrock	No Data	No Data	No Data
Nahata Dziil*	No Data	No Data	No Data
Ramah	No Data	No Data	No Data
Total:	\$35,000	Total: \$33,000	

* LGA-certified Chapter

FUND BALANCE COMPARISON RESULTS

EXHIBIT B

Education Funds

The chapters maintained Education fund balances totaling approximately \$1.3 million as of March 31, 2020 and \$1.6 million as of March 31, 2021 designated for education financial assistance. Listed below are the 110 chapters Scholarship General Fund and Scholarship Claims fund balances and their increase/(decrease) from March 31, 2020 to March 31, 2021, rounded to the nearest thousand.

Scholarship General Fund

Chapters	Available Fund Balance (\$) Ending March 31, 2020	Available Fund Balance (\$) Ending March 31, 2021	Increase/(Decrease)
Alamo	\$ 36,000	\$ 39,000	\$ 3,000
Aneth*	\$ 56,000	\$ 61,000	\$ 5,000
Baca Prewitt*	\$ 10,000	\$ 10,000	\$ 0
Becenti	\$ 0	\$ 3,000	\$ 3,000
Beclabito*	\$ 57,000	\$ 45,000	\$ (12,000)
Birdsprings*	\$ 4,000	\$ 8,000	\$ 4,000
Black Mesa	\$ 8,000	\$ 6,000	\$ (2,000)
Blue Gap Tachee	\$ 0	\$ 0	\$ 0
Bodaway Gap*	\$ 55,000	\$ 58,000	\$ 3,000
Breadsprings*	\$ 1,000	\$ 26,000	\$ 25,000
Burnham*	\$ 0	\$ 1,000	\$ 1,000
Casamero Lake*	\$ 3,000	\$ 5,000	\$ 2,000
Chichiltah	\$ 18,000	\$ 35,000	\$ 17,000
Chilchinbeto*	\$ 0	\$ 14,000	\$ 14,000
Chinle*	\$ 0	\$ 8,000	\$ 8,000
Church Rock	\$ 4,000	\$ (2,000)	\$ (6,000)
Coppermine	\$ 9,000	\$ 8,000	\$ (1,000)
Cornfields*	\$ 0	\$ 0	\$ 0
Counselor	\$ 14,000	\$ 23,000	\$ 9,000
Cove*	\$ 1,000	\$ 1,000	\$ 0
Coyote Canyon	\$ 0	\$ 4,000	\$ 4,000
Crownpoint	\$ 0	\$ 21,000	\$ 21,000
Crystal	\$ 4,000	\$ 0	\$ (4,000)
Dennehotso*	\$ 11,000	\$ 12,000	\$ 1,000
Dilkon*	\$ 0	\$ 0	\$ 0
Forest Lake	\$ 28,000	\$ 38,000	\$ 10,000
Fort Defiance*	\$ 0	\$ 11,000	\$ 11,000
Gadiiahi	\$ 16,000	\$ 16,000	\$ 0
Ganado*	\$ 0	\$ 0	\$ 0
Greasewood Springs*	\$ 0	\$ 0	\$ 0
Hogback*	\$ 0	\$ 2,000	\$ 2,000
Houck*	\$ 0	\$ 6,000	\$ 6,000
Huerfano	\$ 8,000	\$ 9,000	\$ 1,000
Indian Wells	\$ 8,000	\$ 11,000	\$ 3,000
Inscription House*	\$ 0	\$ 4,000	\$ 4,000
Iyanbito	\$ 2,000	\$ 1,000	\$ (1,000)
Jeddito	\$ 3,000	\$ 1,000	\$ (2,000)
Kaibeto	\$ 4,000	\$ 3,000	\$ (1,000)
Kayenta*	\$ 4,000	\$ 30,000	\$ 26,000
Kinlichee*	\$ 4,000	\$ 3,000	\$ (1,000)
Klagetoh	\$ 2,000	\$ 0	\$ (2,000)
Lake Valley	\$ 12,000	\$ 5,000	\$ (7,000)
LeChee*	\$ 21,000	\$ 7,000	\$ (14,000)
Leupp*	\$ 0	\$ 0	\$ 0
Littlewater*	\$ 46,000	\$ 36,000	\$ (10,000)
Low Mountain	\$ 15,000	\$ 24,000	\$ 9,000
Lukachukai	\$ 2,000	\$ 9,000	\$ 7,000
Lupton*	\$ 0	\$ 2,000	\$ 2,000
Manuelito	\$ 3,000	\$ 2,000	\$ (1,000)
Many Farms	\$ 5,000	\$ 3,000	\$ (2,000)
Mariano Lake	\$ 0	\$ 13,000	\$ 13,000
Mexican Springs	\$ 9,000	\$ 7,000	\$ (2,000)
Mexican Water*	\$ 0	\$ 1,000	\$ 1,000
Nageezi	\$ 24,000	\$ 29,000	\$ 5,000
Nahodishgish	\$ 0	\$ 1,000	\$ 1,000

* LGA-certified Chapters

FUND BALANCE COMPARISON RESULTS

EXHIBIT B

Scholarship General Fund Continued

Chapters	Available Fund Balance (\$) Ending March 31, 2020	Available Fund Balance (\$) Ending March 31, 2021	Increase/(Decrease)
Naschitti*	\$ 0	\$ 2,000	\$ 2,000
Navajo Mountain	\$ 0	\$ 0	\$ 0
Nazlini*	\$ 3,000	\$ 0	\$ (3,000)
Nenahnezad	\$ 8,000	\$ 6,000	\$ (2,000)
Newcomb*	\$ 10,000	\$ 8,000	\$ (2,000)
Oak Springs	\$ 20,000	\$ 32,000	\$ 12,000
Ojo Encino*	\$ 0	\$ 0	\$ 0
Oljato	\$ 5,000	\$ 13,000	\$ 8,000
Pinedale	\$ 14,000	\$ 18,000	\$ 4,000
Pinon*	\$ 8,000	\$ 15,000	\$ 7,000
Pueblo Pintado	\$ 11,000	\$ 6,000	\$ (5,000)
Red Lake	\$ 1,000	\$ 12,000	\$ 11,000
Red Mesa	\$ (2,000)	\$ 21,000	\$ 23,000
Red Rock	\$ 0	\$ 0	\$ 0
Red Valley	\$ 1,000	\$ 6,000	\$ 5,000
Rock Point	\$ 22,000	\$ 23,000	\$ 1,000
Rock Springs	\$ 7,000	\$ 6,000	\$ (1,000)
Rough Rock	\$ 0	\$ 0	\$ 0
Round Rock	\$ 3,000	\$ 17,000	\$ 14,000
San Juan*	\$ 0	\$ 3,000	\$ 3,000
Sanostee	\$ 14,000	\$ 13,000	\$ (1,000)
Sawmill	\$ 5,000	\$ (4,000)	\$ (9,000)
Sheep Springs*	\$ 0	\$ 3,000	\$ 3,000
Shiprock	\$ 56,000	\$ 42,000	\$ (14,000)
Shonto*	\$ 0	\$ 0	\$ 0
Smith Lake	\$ 1,000	\$ 6,000	\$ 5,000
St. Michaels	\$ 33,000	\$ 69,000	\$ 36,000
Standing Rock	\$ 13,000	\$ 15,000	\$ 2,000
Steamboat*	\$ 0	\$ 0	\$ 0
Sweetwater*	\$ 5,000	\$ 5,000	\$ 0
Teec Nos Pos	\$ 9,000	\$ 12,000	\$ 3,000
Teesto*	\$ 0	\$ 0	\$ 0
Thoreau	\$ 1,000	\$ 12,000	\$ 11,000
Toadlena Two Grey Hills*	\$ 9,000	\$ 1,000	\$ (8,000)
Tohajilee	\$ 3,000	\$ 5,000	\$ 2,000
Tohatchi	\$ 0	\$ 0	\$ 0
Tolani Lake	\$ (2,000)	\$ (2,000)	\$ 0
Tonalea*	\$ 25,000	\$ 24,000	\$ (1,000)
Torreon Star Lake	\$ 0	\$ 16,000	\$ 16,000
Tsaile Wheatfields	\$ 3,000	\$ 20,000	\$ 17,000
Tsayatoh	\$ 5,000	\$ 4,000	\$ (1,000)
Tselani Cottonwood	\$ 0	\$ 0	\$ 0
Tuba City*	\$ 0	\$ 0	\$ 0
Twin Lakes	\$ 0	\$ 0	\$ 0
Upper Fruitland*	\$ 5,000	\$ 6,000	\$ 1,000
Whippoorwill*	\$ 28,000	\$ 28,000	\$ 0
White Rock*	\$ 3,000	\$ 0	\$ (3,000)
Whitecone	\$ 0	\$ 7,000	\$ 7,000
Whitehorse Lake	\$ 3,000	\$ 2,000	\$ (1,000)
Wide Ruins	\$ 38,000	\$ 44,000	\$ 6,000
Cameron	No Data	No Data	No Data
Coalmine Canyon	No Data	No Data	No Data
Hardrock	No Data	No Data	No Data
Nahata Dzil*	No Data	No Data	No Data
Ramah	No Data	No Data	No Data
Total:	\$876,000	Total: \$1,172,000	

* LGA-certified Chapter

FUND BALANCE COMPARISON RESULTS

EXHIBIT B

Scholarship Claims Fund

Chapters	Available Fund Balance (\$) Ending March 31, 2020	Available Fund Balance (\$) Ending March 31, 2021	Increase/(Decrease)
Alamo	\$ 2,000	\$ 2,000	\$ 0
Aneth*	\$ 3,000	\$ 0	\$ (3,000)
Baca Prewitt*	\$ 4,000	\$ 7,000	\$ 3,000
Becenti	\$ 0	\$ 2,000	\$ 2,000
Beclabito*	\$ 0	\$ 2,000	\$ 2,000
Birdsprings*	\$ 5,000	\$ 3,000	\$ (2,000)
Black Mesa	\$ 4,000	\$ 5,000	\$ 1,000
Blue Gap Tachee	\$ 2,000	\$ 1,000	\$ (1,000)
Bodaway Gap*	\$ 10,000	\$ 10,000	\$ 0
Breadsprings*	\$ 2,000	\$ 2,000	\$ 0
Burnham*	\$ 5,000	\$ 5,000	\$ 0
Casamero Lake*	\$ 0	\$ 2,000	\$ 2,000
Chichiltah	\$ 3,000	\$ 3,000	\$ 0
Chilchinbeto*	\$ 0	\$ 2,000	\$ 2,000
Chinle*	\$ 0	\$ 0	\$ 0
Church Rock	\$ 4,000	\$ 2,000	\$ (2,000)
Coppermine	\$ 0	\$ 0	\$ 0
Cornfields*	\$ 3,000	\$ 2,000	\$ (1,000)
Counselor	\$ 4,000	\$ 6,000	\$ 2,000
Cove*	\$ 6,000	\$ 6,000	\$ 0
Coyote Canyon	\$ 0	\$ 2,000	\$ 2,000
Crownpoint	\$ 0	\$ 2,000	\$ 2,000
Crystal	\$ 2,000	\$ 2,000	\$ 0
Dennehotso*	\$ 3,000	\$ 6,000	\$ 3,000
Dilkon*	\$ 1,000	\$ 2,000	\$ 1,000
Forest Lake	\$ 1,000	\$ 0	\$ (1,000)
Fort Defiance*	\$ 0	\$ 2,000	\$ 2,000
Gadiiahi	\$ 0	\$ 2,000	\$ 2,000
Ganado*	\$ 2,000	\$ 0	\$ (2,000)
Greasewood Springs*	\$ 23,000	\$ 12,000	\$ (11,000)
Hogback*	\$ 0	\$ 0	\$ 0
Houck*	\$ 1,000	\$ 3,000	\$ 2,000
Huerfano	\$ 7,000	\$ 10,000	\$ 3,000
Indian Wells	\$ 2,000	\$ 3,000	\$ 1,000
Inscription House*	\$ 4,000	\$ 5,000	\$ 1,000
Iyanbito	\$ 0	\$ 1,000	\$ 1,000
Jeddito	\$ 3,000	\$ 3,000	\$ 0
Kaibeto	\$ 3,000	\$ 5,000	\$ 2,000
Kayenta*	\$ 3,000	\$ 3,000	\$ 0
Kinlichee*	\$ 3,000	\$ 2,000	\$ (1,000)
Klagetoh	\$ 2,000	\$ 0	\$ (2,000)
Lake Valley	\$ 6,000	\$ 4,000	\$ (2,000)
LeChee*	\$ 11,000	\$ 3,000	\$ (8,000)
Leupp*	\$ 1,000	\$ 3,000	\$ 2,000
Littlewater*	\$ 0	\$ 2,000	\$ 2,000
Low Mountain	\$ 15,000	\$ 17,000	\$ 2,000
Lukachukai	\$ 9,000	\$ 5,000	\$ (4,000)
Lupton*	\$ 0	\$ 2,000	\$ 2,000
Manuelito	\$ 3,000	\$ 4,000	\$ 1,000
Many Farms	\$ 1,000	\$ 2,000	\$ 1,000
Mariano Lake	\$ 0	\$ 0	\$ 0
Mexican Springs	\$ 2,000	\$ 4,000	\$ 2,000
Mexican Water*	\$ 0	\$ 0	\$ 0
Nageezi	\$ 3,000	\$ 2,000	\$ (1,000)
Nahodishgish	\$ 4,000	\$ 6,000	\$ 2,000

* LGA-certified Chapters

FUND BALANCE COMPARISON RESULTS

EXHIBIT B

Scholarship Claims Fund Continued

Chapters	Available Fund Balance (\$) Ending March 31, 2020	Available Fund Balance (\$) Ending March 31, 2021	Increase/(Decrease)
Naschitti*	\$ 0	\$ 2,000	\$ 2,000
Navajo Mountain	\$ 0	\$ 1,000	\$ 1,000
Nazlini*	\$ 2,000	\$ 2,000	\$ 0
Nenahnezad	\$ 4,000	\$ 3,000	\$ (1,000)
Newcomb*	\$ 2,000	\$ 0	\$ (2,000)
Oak Springs	\$ 2,000	\$ 0	\$ (2,000)
Ojo Encino*	\$ 1,000	\$ 3,000	\$ 2,000
Oljato	\$ 0	\$ 0	\$ 0
Pinedale	\$ 2,000	\$ 5,000	\$ 3,000
Pinon*	\$ (1,000)	\$ 3,000	\$ 4,000
Pueblo Pintado	\$ 28,000	\$ 29,000	\$ 1,000
Red Lake	\$ 7,000	\$ 2,000	\$ (5,000)
Red Mesa	\$ 0	\$ 2,000	\$ 2,000
Red Rock	\$ 3,000	\$ 3,000	\$ 0
Red Valley	\$ 3,000	\$ 2,000	\$ (1,000)
Rock Point	\$ 1,000	\$ 0	\$ (1,000)
Rock Springs	\$ 20,000	\$ 22,000	\$ 2,000
Rough Rock	\$ 2,000	\$ 0	\$ (2,000)
Round Rock	\$ 3,000	\$ 2,000	\$ (1,000)
San Juan*	\$ 3,000	\$ 0	\$ (3,000)
Sanostee	\$ 1,000	\$ 0	\$ (1,000)
Sawmill	\$ 5,000	\$ 3,000	\$ (2,000)
Sheep Springs*	\$ 5,000	\$ 2,000	\$ (3,000)
Shiprock	\$ 0	\$ 5,000	\$ 5,000
Shonto*	\$ 9,000	\$ 12,000	\$ 3,000
Smith Lake	\$ 3,000	\$ 1,000	\$ (2,000)
St. Michaels	\$ 8,000	\$ 8,000	\$ 0
Standing Rock	\$ 4,000	\$ 2,000	\$ (2,000)
Steamboat*	\$ 3,000	\$ 5,000	\$ 2,000
Sweetwater*	\$ 2,000	\$ 4,000	\$ 2,000
Teec Nos Pos	\$ 3,000	\$ 3,000	\$ 0
Teesto*	\$ 0	\$ 2,000	\$ 2,000
Thoreau	\$ 1,000	\$ 3,000	\$ 2,000
Toadlena Two Grey Hills*	\$ 11,000	\$ 14,000	\$ 3,000
Tohajilee	\$ 2,000	\$ 4,000	\$ 2,000
Tohatchi	\$ 3,000	\$ 3,000	\$ 0
Tolani Lake	\$ (2,000)	\$ 0	\$ 2,000
Tonalea*	\$ 60,000	\$ 60,000	\$ 0
Torreon Star Lake	\$ 2,000	\$ 4,000	\$ 2,000
Tsaile Wheatfields	\$ 0	\$ 3,000	\$ 3,000
Tsayatoh	\$ 6,000	\$ 6,000	\$ 0
Tselani Cottonwood	\$ 10,000	\$ 4,000	\$ (6,000)
Tuba City*	\$ 5,000	\$ 4,000	\$ (1,000)
Twin Lakes	\$ 0	\$ 0	\$ 0
Upper Fruitland*	\$ 0	\$ 4,000	\$ 4,000
Whippoorwill*	\$ 19,000	\$ 21,000	\$ 2,000
White Rock*	\$ (2,000)	\$ 0	\$ 2,000
Whitecone	\$ 10,000	\$ 8,000	\$ (2,000)
Whitehorse Lake	\$ 3,000	\$ 0	\$ (3,000)
Wide Ruins	\$ 0	\$ 2,000	\$ 2,000
Cameron	No Data	No Data	No Data
Coalmine Canyon	No Data	No Data	No Data
Hardrock	No Data	No Data	No Data
Nahata Dziil*	No Data	No Data	No Data
Ramah	No Data	No Data	No Data
Total:	\$428,000	\$447,000	

* LGA-certified Chapter

FUND BALANCE COMPARISON RESULTS

EXHIBIT B

Land Claims Trust Funds

The chapters maintained Land Claims Trust funds balances totaling approximately \$1.3 million as of March 31, 2020 and \$1.4 million as of March 31, 2021 designated for the general economic development of the Chapter. Listed below are the 110 chapters fund balances and their increase/(decrease) from March 31, 2020 to March 31, 2021, rounded to the nearest thousand.

Chapters	Available Fund Balance (\$) Ending March 31, 2020	Available Fund Balance (\$) Ending March 31, 2021	Increase/(Decrease)
Alamo	\$ (1,000)	\$ 12,000	\$ 13,000
Aneth*	\$ 6,000	\$ 11,000	\$ 5,000
Baca Prewitt*	\$ 5,000	\$ 6,000	\$ 1,000
Becenti	\$ 3,000	\$ 7,000	\$ 4,000
Beclabito*	\$ 5,000	\$ 5,000	\$ 0
Birdsprings*	\$ 4,000	\$ 9,000	\$ 5,000
Black Mesa	\$ 24,000	\$ 25,000	\$ 1,000
Blue Gap Tachee	\$ 13,000	\$ 18,000	\$ 5,000
Bodaway Gap*	\$ 14,000	\$ 15,000	\$ 1,000
Breadsprings*	\$ (5,000)	\$ (3,000)	\$ 2,000
Burnham*	\$ 3,000	\$ 3,000	\$ 0
Casamero Lake*	\$ 1,000	\$ 9,000	\$ 8,000
Chichiltah	\$ 8,000	\$ 8,000	\$ 0
Chilchinbeto*	\$ (13,000)	\$ (3,000)	\$ 10,000
Chinle*	\$ 12,000	\$ 14,000	\$ 2,000
Church Rock	\$ 22,000	\$ 12,000	\$ (10,000)
Coppermine	\$ 7,000	\$ 14,000	\$ 7,000
Cornfields*	\$ 0	\$ 2,000	\$ 2,000
Counselor	\$ 19,000	\$ 19,000	\$ 0
Cove*	\$ 7,000	\$ 9,000	\$ 2,000
Coyote Canyon	\$ 3,000	\$ 17,000	\$ 14,000
Crownpoint	\$ 20,000	\$ 13,000	\$ (7,000)
Crystal	\$ 9,000	\$ 5,000	\$ (4,000)
Dennehotso*	\$ 5,000	\$ 7,000	\$ 2,000
Dilkon*	\$ 4,000	\$ 5,000	\$ 1,000
Forest Lake	\$ 15,000	\$ 20,000	\$ 5,000
Fort Defiance*	\$ 15,000	\$ 28,000	\$ 13,000
Gadliah	\$ 5,000	\$ 9,000	\$ 4,000
Ganado*	\$ 34,000	\$ 34,000	\$ 0
Greasewood Springs*	\$ 9,000	\$ 8,000	\$ (1,000)
Hogback*	\$ 8,000	\$ 12,000	\$ 4,000
Houck*	\$ 10,000	\$ 8,000	\$ (2,000)
Huerfano	\$ 14,000	\$ 17,000	\$ 3,000
Indian Wells	\$ 16,000	\$ 16,000	\$ 0
Inscription House*	\$ 1,000	\$ 6,000	\$ 5,000
Iyanbito	\$ 7,000	\$ 7,000	\$ 0
Jeddito	\$ 5,000	\$ 10,000	\$ 5,000
Kaibeto	\$ 9,000	\$ 10,000	\$ 1,000
Kayenta*	\$ 30,000	\$ 21,000	\$ (9,000)
Kinlichee*	\$ 1,000	\$ 5,000	\$ 4,000
Klagetoh	\$ 22,000	\$ 23,000	\$ 1,000
Lake Valley	\$ 3,000	\$ 4,000	\$ 1,000
LeChee*	\$ 10,000	\$ 8,000	\$ (2,000)
Leupp*	\$ (6,000)	\$ 11,000	\$ 17,000
Littlewater*	\$ 9,000	\$ 3,000	\$ (6,000)
Low Mountain	\$ 2,000	\$ 3,000	\$ 1,000
Lukachukai	\$ 9,000	\$ 11,000	\$ 2,000
Lupton*	\$ 8,000	\$ 8,000	\$ 0
Manuelito	\$ 7,000	\$ 7,000	\$ 0
Many Farms	\$ 8,000	\$ 14,000	\$ 6,000
Mariano Lake	\$ 5,000	\$ 6,000	\$ 1,000
Mexican Springs	\$ 11,000	\$ 13,000	\$ 2,000
Mexican Water*	\$ 1,000	\$ 4,000	\$ 3,000
Nageezi	\$ (8,000)	\$ (20,000)	\$ (12,000)
Nahodishgish	\$ 12,000	\$ 16,000	\$ 4,000

*LGA-certified Chapters

FUND BALANCE COMPARISON RESULTS

EXHIBIT B

Land Claims Trust Funds Continued

Chapters	Available Fund Balance (\$) Ending March 31, 2020	Available Fund Balance (\$) Ending March 31, 2021	Increase/(Decrease)
Naschitti*	\$ 7,000	\$ 7,000	\$ 0
Navajo Mountain	\$ 26,000	\$ 28,000	\$ 2,000
Nazlini*	\$ 20,000	\$ 26,000	\$ 6,000
Nenahnezad	\$ 18,000	\$ 12,000	\$ (6,000)
Newcomb*	\$ 9,000	\$ 13,000	\$ 4,000
Oak Springs	\$ 10,000	\$ 14,000	\$ 4,000
Ojo Encino*	\$ 20,000	\$ 7,000	\$ (13,000)
Oljato	\$ 127,000	\$ 128,000	\$ 1,000
Pinedale	\$ 7,000	\$ 7,000	\$ 0
Pinon*	\$ 14,000	\$ 19,000	\$ 5,000
Pueblo Pintado	\$ 7,000	\$ 12,000	\$ 5,000
Red Lake	\$ 11,000	\$ 8,000	\$ (3,000)
Red Mesa	\$ 8,000	\$ 8,000	\$ 0
Red Rock	\$ 7,000	\$ 18,000	\$ 11,000
Red Valley	\$ 5,000	\$ 12,000	\$ 7,000
Rock Point	\$ 5,000	\$ 5,000	\$ 0
Rock Springs	\$ 12,000	\$ 16,000	\$ 4,000
Rough Rock	\$ 16,000	\$ 22,000	\$ 6,000
Round Rock	\$ 15,000	\$ 11,000	\$ (4,000)
San Juan*	\$ 10,000	\$ 13,000	\$ 3,000
Sanostee	\$ 13,000	\$ 17,000	\$ 4,000
Sawmill	\$ 32,000	\$ 19,000	\$ (13,000)
Sheep Springs*	\$ 10,000	\$ 13,000	\$ 3,000
Shiprock	\$ 63,000	\$ 43,000	\$ (20,000)
Shonto*	\$ 6,000	\$ 8,000	\$ 2,000
Smith Lake	\$ 10,000	\$ 16,000	\$ 6,000
St. Michaels	\$ 55,000	\$ 45,000	\$ (10,000)
Standing Rock	\$ 4,000	\$ 3,000	\$ (1,000)
Steamboat*	\$ 12,000	\$ 17,000	\$ 5,000
Sweetwater*	\$ 6,000	\$ 7,000	\$ 1,000
Teec Nos Pos	\$ 10,000	\$ 16,000	\$ 6,000
Teesto*	\$ 24,000	\$ 22,000	\$ (2,000)
Thoreau	\$ 12,000	\$ 9,000	\$ (3,000)
Toadlena Two Grey Hills*	\$ 4,000	\$ 7,000	\$ 3,000
Tohajilee	\$ 15,000	\$ 17,000	\$ 2,000
Tohatchi	\$ 9,000	\$ 16,000	\$ 7,000
Tolani Lake	\$ 5,000	\$ 10,000	\$ 5,000
Tonalea*	\$ 76,000	\$ 48,000	\$ (28,000)
Torreon Star Lake	\$ 3,000	\$ 6,000	\$ 3,000
Tsaile Wheatfields	\$ 17,000	\$ 11,000	\$ (6,000)
Tsayatoh	\$ 6,000	\$ 5,000	\$ (1,000)
Tselani Cottonwood	\$ 17,000	\$ 31,000	\$ 14,000
Tuba City*	\$ 27,000	\$ (4,000)	\$ (31,000)
Twin Lakes	\$ 11,000	\$ 11,000	\$ 0
Upper Fruitland*	\$ 10,000	\$ 14,000	\$ 4,000
Whippoorwill*	\$ 12,000	\$ 19,000	\$ 7,000
White Rock*	\$ (6,000)	\$ (9,000)	\$ (3,000)
Whitecone	\$ (1,000)	\$ 6,000	\$ 7,000
Whitehorse Lake	\$ 4,000	\$ 14,000	\$ 10,000
Wide Ruins	\$ 32,000	\$ 35,000	\$ 3,000
Cameron	No Data	No Data	No Data
Coalmine Canyon	No Data	No Data	No Data
Hardrock	No Data	No Data	No Data
Nahata Dziiil*	No Data	No Data	No Data
Ramah	No Data	No Data	No Data
Total:	\$1,293,000	Total: \$1,417,000	

* LGA-certified Chapter

FUND BALANCE COMPARISON RESULTS

EXHIBIT B

Veterans Funds

The chapters maintained Veterans fund balances totaling approximately \$167,000 as of March 31, 2020 and \$154,000 as of March 31, 2021 designated for Veterans assistance and services. Listed below are the 110 chapters fund balances and their increase/(decrease) from March 31, 2020 to March 31, 2021, rounded to the nearest thousand.

Chapters	Available Fund Balance (\$) Ending March 31, 2020	Available Fund Balance (\$) Ending March 31, 2021	Increase/(Decrease)
Alamo	\$ 0	\$ 0	\$ 0
Aneth*	\$ 2,000	\$ 2,000	\$ 0
Baca Prewitt*	\$ 0	\$ 0	\$ 0
Becenti	\$ 0	\$ 0	\$ 0
Beclabito*	\$ 2,000	\$ 2,000	\$ 0
Birdsprings*	\$ 0	\$ 2,000	\$ 2,000
Black Mesa	\$ 0	\$ 0	\$ 0
Blue Gap Tachee	\$ 0	\$ 0	\$ 0
Bodaway Gap*	\$ 4,000	\$ 4,000	\$ 0
Breadsprings*	\$ 1,000	\$ 1,000	\$ 0
Burnham*	\$ 0	\$ 0	\$ 0
Casamero Lake*	\$ 0	\$ 0	\$ 0
Chichiltah	\$ 1,000	\$ 0	\$ (1,000)
Chilchinbeto*	\$ 0	\$ 0	\$ 0
Chinle*	\$ 0	\$ 0	\$ 0
Church Rock	\$ 12,000	\$ 12,000	\$ 0
Coppermine	\$ 5,000	\$ 5,000	\$ 0
Cornfields*	\$ 0	\$ 0	\$ 0
Counselor	\$ 12,000	\$ 11,000	\$ (1,000)
Cove*	\$ 5,000	\$ 3,000	\$ (2,000)
Coyote Canyon	\$ 0	\$ 0	\$ 0
Crownpoint	\$ 0	\$ 0	\$ 0
Crystal	\$ 0	\$ 0	\$ 0
Dennehotso*	\$ 7,000	\$ 7,000	\$ 0
Dilkon*	\$ 0	\$ 0	\$ 0
Forest Lake	\$ 1,000	\$ 1,000	\$ 0
Fort Defiance*	\$ 0	\$ 0	\$ 0
Gadiiahi	\$ 0	\$ 0	\$ 0
Ganado*	\$ 0	\$ 0	\$ 0
Greasewood Springs*	\$ 0	\$ 0	\$ 0
Hogback*	\$ 0	\$ 0	\$ 0
Houck*	\$ 0	\$ 0	\$ 0
Huerfano	\$ 0	\$ 0	\$ 0
Indian Wells	\$ 6,000	\$ 6,000	\$ 0
Inscription House*	\$ 6,000	\$ 5,000	\$ (1,000)
Iyanbito	\$ 0	\$ 0	\$ 0
Jeddito	\$ 0	\$ 0	\$ 0
Kaibeto	\$ 1,000	\$ 1,000	\$ 0
Kayenta*	\$ 1,000	\$ 1,000	\$ 0
Kinlichee*	\$ 0	\$ 0	\$ 0
Klagetoh	\$ 0	\$ 0	\$ 0
Lake Valley	\$ 0	\$ 0	\$ 0
LeChee*	\$ 5,000	\$ 0	\$ (5,000)
Leupp*	\$ 3,000	\$ 6,000	\$ 3,000
Littlewater*	\$ 0	\$ 0	\$ 0
Low Mountain	\$ 0	\$ 0	\$ 0
Lukachukai	\$ 0	\$ 0	\$ 0
Lupton*	\$ 0	\$ 0	\$ 0
Manuelito	\$ 0	\$ 0	\$ 0
Many Farms	\$ 0	\$ 0	\$ 0
Mariano Lake	\$ 0	\$ 0	\$ 0
Mexican Springs	\$ 0	\$ 0	\$ 0
Mexican Water*	\$ 15,000	\$ 15,000	\$ 0
Nageezi	\$ 0	\$ 0	\$ 0
Nahodishgish	\$ 1,000	\$ 0	\$ (1,000)

*LGA-certified Chapters

FUND BALANCE COMPARISON RESULTS

EXHIBIT B

Veterans Funds Continued

Chapters	Available Fund Balance (\$) Ending March 31, 2020	Available Fund Balance (\$) Ending March 31, 2021	Increase/(Decrease)
Naschitti*	\$ 0	\$ 0	\$ 0
Navajo Mountain	\$ 24,000	\$ 17,000	\$ (7,000)
Nazlini*	\$ 0	\$ 0	\$ 0
Nenahnezad	\$ 0	\$ 0	\$ 0
Newcomb*	\$ 0	\$ 1,000	\$ 1,000
Oak Springs	\$ 0	\$ 0	\$ 0
Ojo Encino*	\$ 0	\$ 0	\$ 0
Oljato	\$ 0	\$ 0	\$ 0
Pinedale	\$ 0	\$ 0	\$ 0
Pinon*	\$ 0	\$ 0	\$ 0
Pueblo Pintado	\$ 0	\$ 0	\$ 0
Red Lake	\$ 0	\$ 0	\$ 0
Red Mesa	\$ 0	\$ 1,000	\$ 1,000
Red Rock	\$ 0	\$ 0	\$ 0
Red Valley	\$ 1,000	\$ 1,000	\$ 0
Rock Point	\$ 0	\$ 0	\$ 0
Rock Springs	\$ 0	\$ 0	\$ 0
Rough Rock	\$ 0	\$ 0	\$ 0
Round Rock	\$ 3,000	\$ 3,000	\$ 0
San Juan*	\$ 1,000	\$ 0	\$ (1,000)
Sanostee	\$ 1,000	\$ 1,000	\$ 0
Sawmill	\$ 0	\$ 0	\$ 0
Sheep Springs*	\$ 0	\$ 0	\$ 0
Shiprock	\$ 2,000	\$ 2,000	\$ 0
Shonto*	\$ 0	\$ 0	\$ 0
Smith Lake	\$ 1,000	\$ 1,000	\$ 0
St. Michaels	\$ 0	\$ 0	\$ 0
Standing Rock	\$ 0	\$ 0	\$ 0
Steamboat*	\$ 0	\$ 0	\$ 0
Sweetwater*	\$ 5,000	\$ 3,000	\$ (2,000)
Teec Nos Pos	\$ 0	\$ 0	\$ 0
Teesto*	\$ 0	\$ 0	\$ 0
Thoreau	\$ 0	\$ 0	\$ 0
Toadlena Two Grey Hills*	\$ 0	\$ 0	\$ 0
Tohajiilee	\$ 2,000	\$ 2,000	\$ 0
Tohatchi	\$ 0	\$ 0	\$ 0
Tolani Lake	\$ 0	\$ 0	\$ 0
Tonalea*	\$ 0	\$ 0	\$ 0
Torreon Star Lake	\$ 0	\$ 0	\$ 0
Tsaile Wheatfields	\$ 0	\$ 0	\$ 0
Tsayatoh	\$ 0	\$ 0	\$ 0
Tselani Cottonwood	\$ 0	\$ 0	\$ 0
Tuba City*	\$ 25,000	\$ 25,000	\$ 0
Twin Lakes	\$ 0	\$ 0	\$ 0
Upper Fruitland*	\$ 0	\$ 0	\$ 0
Whippoorwill*	\$ 0	\$ 0	\$ 0
White Rock*	\$ 3,000	\$ 3,000	\$ 0
Whitecone	\$ 0	\$ 0	\$ 0
Whitehorse Lake	\$ 0	\$ 0	\$ 0
Wide Ruins	\$ 8,000	\$ 8,000	\$ 0
Cameron	No Data	No Data	No Data
Coalmine Canyon	No Data	No Data	No Data
Hardrock	No Data	No Data	No Data
Nahata Dził*	No Data	No Data	No Data
Ramah	No Data	No Data	No Data
Total:	\$167,000	\$154,000	

* LGA-certified Chapter

METHODOLOGY

In generating the quarterly report of available fund balances for the Navajo Nation Chapters, our office performed the following procedures:

1. At the end of the quarterly period, the Office of the Auditor General will begin requesting for the MIP backups from each chapter via email. These backups contain the financial database from the chapters' MIP accounting systems.
2. Our office will restore the databases using its in-house MIP system.
3. Assigned auditors will review the reconciled checking account balances for variances; if significant variances are found, the auditors will inform the chapter to make corrections and submit another backup.
4. The Office of the Auditor General will utilize queries to compile the available fund balances across the 110 chapters and generate a report with necessary adjustments.
5. Using the consolidated balance sheet, auditors will categorize the fund balances into 12 major funds.
6. For this supplemental report, the fund balances for the 12 major funds as of March 31, 2020 and March 31, 2021 were compiled and compared to determine the increase/(decrease) between the balances.

SCOPE

The scope of the fund balance comparison is Fiscal Year 2020 – 2nd Quarter as of March 31, 2020 and Fiscal Year 2021 – 2nd Quarter as of March 31, 2021.

AUTHORITY

The Office of the Auditor General was given the authority to request for Chapter accounting system backups and view-only access to Chapter bank accounts by the Budget and Finance Committee via resolution no. BFJA-05-12.

Also, through Condition of Appropriation no. 11 within the fiscal year 2015 comprehensive budget resolution no. CS-46-14, all 110 Chapters were directed to grant the Auditor General view-only access to their respective bank accounts.